

The logo features a stylized graphic on the left consisting of a red and white curved shape, resembling a wing or a stylized 'X'. To the right of this graphic, the word "IMPACT" is written in a large, bold, white, italicized sans-serif font. Below "IMPACT", the words "2023 CATALOG" are written in a smaller, white, sans-serif font. The entire logo is set against a black background with several diagonal lines in red and white.

IMPACT

2023 CATALOG

HELMETS

HELMET INFORMATION	7
ADULT HELMETS	8
CREW HELMETS	28

HELMET ACCESSORIES

RADIO SYSTEMS	29
SHIELDS, TEAR-OFFS & HELMET SKIRTS	30
FHR POSTS, CHEEK PADS & EAR CUPS	31
REPLACEMENT PARTS	32
BAGS & STORAGE	33

DRIVER SUITS

INFO & SIZING CHARTS	40
CUSTOM SUITS	44
SFI 5 STANDARD SUITS	46
JUNIOR SUITS	52
SFI 15 & 20 DRAG SUITS	53

CREW GEAR

DYE SUB APPAREL	55
-----------------	----

DRIVER ACCESSORIES

ARAMID UNDERWEAR	56
GLOVES	62
FOOTWEAR	72

VEHICLE

SEATS	82
STEERING WHEELS	84
RESTRAINT INFO	90
CUSTOMER FAVORITE RESTRAINTS	93
PRO SERIES SYSTEMS	96
JUNIOR SERIES SYSTEMS	95
RACER SERIES SYSTEMS	98
WINDOW NETS & STRAPS	101
TIE DOWNS	101
DRAG CHUTES	105

STORAGE & LIFESTYLE

BAGS & TOOL TOTES	108
APPAREL	110

INFORMATION

LOCATIONS, WARRANTY, RE-CERTIFICATIONS	113
--	-----

For Impact Customer Sales and Technical Support, Contact:
317.852.3067 - available Monday - Friday 8am - 4:30pm Eastern Time







Whether valiantly marching into battle, fearlessly racing chariots, or proudly jousting to earn fame and glory in the royal court, helmets have been used for thousands of years and for just as many different reasons. Helmets eventually emerged as a symbol of status and in keeping with heraldic tradition the helmet was often included in coats of arms with the adornment and style reflecting the status and rank of the bearer.

Unlike days of the past, modern helmet design has more to do with the science of impact and energy attenuation than it does with the status and rank of the bearer. Whether you are a grassroots racer with a limited budget looking at our 1320 helmet, or a championship winning driver with unlimited funds running our Carbon Fiber Air Draft, all of our helmets meet and exceed our stringent performance characteristics. At Impact we are tirelessly developing new helmet designs that are lighter, safer, and more comfortable. The only constant is the innovation as new materials and methods are applied to helmet technology.

So why are there such drastic differences in helmet pricing if all helmets feature similar performance characteristics?

It is no secret that reducing weight makes for a faster racecar, but that requires the use of more expensive and exotic materials. Your helmet is no different. By using more expensive and lighter weight materials such as carbon fiber, blends of Kevlar® with carbon fiber, and other composites, Impact can meet and increase the performance characteristics of a helmet's shell and its ability to attenuate energy at substantially less weight. A lighter weight helmet provides an increase in comfort while minimizing fatigue and offering the driver the opportunity to improve overall performance.

Look for our exclusive icons below for an easy reference helmet material guide:



Look for our exclusive icons below for a guide to the specific air system each helmet is designed for:



For use with On-Board Forced Air Induction Pumper Systems.



For On-Board, Self-Contained Bottled Air Systems.



Every Impact helmet features our exclusive Intelligent Gray Matter; a variable-density, single piece inner liner covered with our soft-knit Nomex® material for the ultimate in impact and fire protection.

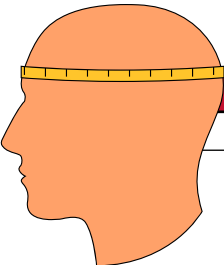


The Snell Memorial Foundation, Inc. is a not-for-profit organization dedicated to research, education, testing and development of helmet safety standards. Since its founding in 1957, Snell has been a leader in helmet safety in the United States and around the world.

HELMET FIT GUIDE

Whether you are a driver or crew member, a helmet is your first line of personal defense. Accidents can happen on pit row just as quickly and easily as they do on the track. A well-fitted helmet should not be too tight or too loose, however it should offer a comfortable, yet snug, fit with an even amount of pressure around the forehead and cheeks.

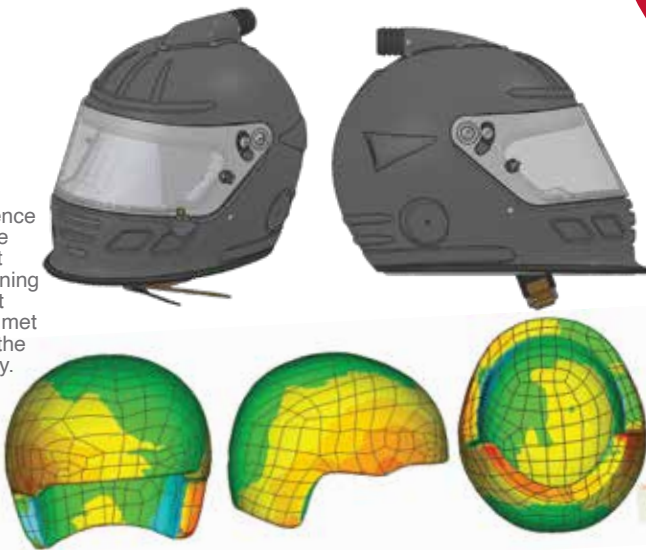
The most important area to ensure fits correctly and comfortably is around the forehead just above the brow line. If this area fits well, Impact can customize the cheek area with our line of interchangeable cheek pads. We offer cheek pads in varying widths from thin to thick, as well as V-style ear cut outs for radio earbuds. Keep in mind that helmets "break in" from use and may become larger. Make sure to select a helmet that is as snug as can be comfortably tolerated and cannot be moved around on the head in any direction once fastened.



ADULT HELMET SIZING

Vapor, Drafts, Charger, Champ, RallyX, 1320, Nitro, Fueler and Crew models.

Impact Size:	Extra Small	Small	Medium	Large	Extra Large	XXL
Hat Size:	6 3/4 to 6 7/8	6 7/8 to 7	7 1/8 to 7 1/4	7 3/8 to 7 1/2	7 5/8 to 7 3/4	7 7/8 to 8
Inch Size:	20 5/8 to 21	21 5/8 to 22	22 1/2 to 22 3/4	23 1/4 to 23 5/8	24 to 24 1/2	25 to 25 3/8



Silver Flat Black White Gloss Black

CHOOSE YOUR COLOR

Most helmet models are available in these four colors. *does not include the 1320 Side Air/Top Air and Autograph Helmets.

AVAILABLE HELMET ACCESSORIES

PRE-INSTALLED FRONTAL HEAD RESTRAINT POSTS & D-RINGS	Page 31
PRE-INSTALLED RADIO COMMUNICATIONS	Page 29
ANTI-FOG AND TINTED SHIELDS	Page 30
SEWN-IN OR VELCRO HELMET SKIRTS	Page 30
VARYING DENSITY CHEEK PADS	Page 31
BREATH DEFLECTORS	Page 30
HELMET EJECT SYSTEMS	Page 31

Helmet Inspection and Servicing

After any incident that could compromise the safety and integrity of your helmet, Impact highly recommends you return your helmet for a free inspection. Our factory technicians will thoroughly inspect and assess whether the integrity of the helmet has been compromised. Contact an Impact Sales Representative for more information on our free inspection program.

Is your Impact helmet in good condition other than the interior has a few seasons of dirt and sweat? Impact can refresh your helmet interior, saving you the cost of a new helmet. Contact an Impact Sales Representative for more information! 10000005



NEW
PRODUCT

** REPRESENTATIVE IMAGES

COLORED CARBON FIBER HELMETS

New for 2023 we are offering Candy Clear Carbon Fiber helmets in Red, Blue, and Green. Specially painted with a clear color on the carbon fiber base, these helmets give an extra look to your carbon fiber helmet.



SHIELD

125" Clear Shield comes standard with 3 position detent.

CHEEKPADS

Interchangeable cheekpads for a perfect fit (comes with std cheekpads, other sizes are extra).

CHINSTRAP

Fire-retardant Kevlar® chinstrap with locking dual D-ring design.

OFFSET 20° FORCED AIR
Better fit for small cockpits.

GRAY MATTER LINER

Fire-retardant covered liner made of Impact's "intelligent" single piece variable-density core.

BUILT-IN NECK RESTRAINT
THREADS

For use with Accel, Stand 21, HANS and other neck restraints.



CF CARBON
FIBER
CONSTRUCTION



AIR DRAFT OS20™

20 DEGREE OFFSET AIR INTAKE

As dirt and off-road racers ourselves, we understand the importance of a helmet that fits and performs in the most extreme environments. Featuring a wide eye port, the Impact Air Draft OS20 offers an exceptional range of peripheral vision while the wicker bill design provides aerodynamic down-force reducing the potential of the helmet "lifting" at high speeds. The off-centered and left-positioned air inlet affords added overhead clearance in the cockpit while the air port is angled 20 degrees to provide ease of movement with the fresh air hose. Cooling comfort and fresh air is pumped through three individual air channels routed to direct air onto the visor further reducing fog and contaminates from interfering with the visual field. The unique placement of the air channels also eliminates the fresh air system from "opening" the microphone and interfering with the communication system. Adult Sizes: XS/S/M/L/XL (XXL Available in Carbon-Kevlar Models only)



SA 2020
SNELL
CERTIFIED

MADE IN THE
USA

FORCED AIR
INTAKE SYSTEM

SIZE	SILVER	WHITE	GLOSS BLACK	FLAT BLACK	CARBON FIBER	GREEN CARBON	BLUE CARBON	RED CARBON
EXTRA SMALL	19920208	19920209	19920210	19920212	19920220	19920222	19920226	19920227
SMALL	19920308	19920309	19920310	19920312	19920320	19920322	19920326	19920327
MEDIUM	19920408	19920409	19920410	19920412	19920420	19920422	19920426	19920427
LARGE	19920508	19920509	19920510	19920512	19920520	19920522	19920526	19920527
EXTRA LARGE	19920608	19920609	19920610	19920612	19920620	19920622	19920626	19920627
XXL	19920708	19920709	19920710	19920712	n/a	n/a	n/a	n/a

SHIELD
125" Clear Shield comes standard with 3 position detent.

CHEEKPADS
Interchangeable cheekpads for a perfect fit (comes with std cheekpads, other sizes are extra).

TOP AIR
Top air inlet for racers not limited on overhead chassis space and wanting the aggressive look of our patented top air technology.

GRAY MATTER LINER
Fire-retardant covered liner made of Impact's "intelligent" single piece variable-density core.

BUILT-IN NECK RESTRAINT THREADS
For use with Accel, Stand 21, HANS and other neck restraints.

CHINSTRAP
Fire-retardant Kevlar® chinstrap with locking dual D-ring design.

CF CARBON FIBER CONSTRUCTION



AIR DRAFT™
TOP AIR INTAKE
Impact's Air Draft Top Air offers many of the custom features found on our OS20, but with a top air inlet for racers not limited on overhead chassis space and wanting the aggressive look of our patented top air technology. Cooling comfort and fresh air are directed through three "whisper" channels routed onto the visor reducing fog and contaminates from affecting the visual field and minimizes air interference with the microphone. The wicker bill design offers down-force and stability at high speeds preventing the helmet from lifting in open cockpit environments while the wide eye port provides an excellent front and peripheral field of vision. Superior ambient noise attenuation is further achieved through the use of Impact's proprietary insulation creating a quieter race environment and reducing the potential for noise fatigue.
Adult Sizes: XS/S/M/L/XL (XXL Available in Carbon-Kevlar Models only)



SA 2020 SNELL CERTIFIED **MADE IN THE USA** **FORCED DUCT INDUCTION SYSTEM**

SIZE	SILVER	WHITE	GLOSS BLACK	FLAT BLACK	CARBON FIBER	GREEN CARBON	BLUE CARBON	RED CARBON
EXTRA SMALL	19320208	19320209	19320210	19320212	19320220	19320222	19320226	19320227
SMALL	19320308	19320309	19320310	19320312	19320320	19320322	19320326	19320327
MEDIUM	19320408	19320409	19320410	19320412	19320420	19320422	19320426	19320427
LARGE	19320508	19320509	19320510	19320512	19320520	19320522	19320526	19320527
EXTRA LARGE	19320608	19320609	19320610	19320612	19320620	19320622	19320626	19320627
XXL	19320708	19320709	19320710	19320712	n/a	n/a	n/a	n/a

SHIELD
125" Clear Shield comes standard with 3 position detent.

CHEEKPADS
Interchangeable cheekpads for a perfect fit (comes with std cheekpads, other sizes are extra).

GRAY MATTER LINER
Fire-retardant covered liner made of Impact's "intelligent" single piece variable-density core.

BUILT-IN NECK RESTRAINT THREADS
For use with Accel, Stand 21, HANS and other neck restraints.

CHINSTRAP
Fire-retardant Kevlar® chinstrap with locking dual D-ring design.

CF CARBON FIBER CONSTRUCTION



AIR DRAFT SA™
SIDE AIR INTAKE
Impact's Air Draft with the Side Air Inlet offers many of the popular features found on our other Draft models, but with a side inlet for racers looking for fresh air to be ported into the helmet via a side air inlet that channels air flow upwards toward the visor minimizing fog and attenuating noise. The wicker bill design offers down-force and stability at high speeds preventing the helmet from "lifting" in open cockpit environments. A wide eye port provides an excellent field of front and peripheral vision and features a Nomex® covered eye port gasket minimizing dirt and contaminates from entering the helmet while also offering superior thermal protection. Superior ambient noise attenuation is further achieved through the use of Impact's proprietary insulation creating a quieter race environment and reducing the potential for noise fatigue.
Adult Sizes: XS/S/M/L/XL (XXL Available in Carbon-Kevlar Models only)



SA 2020 SNELL CERTIFIED **MADE IN THE USA** **FORCED DUCT INDUCTION SYSTEM**

SIZE	SILVER	WHITE	GLOSS BLACK	FLAT BLACK	CARBON FIBER	GREEN CARBON	BLUE CARBON	RED CARBON
EXTRA SMALL	19620208	19620209	19620210	19620212	19620220	19620222	19620226	19620227
SMALL	19620308	19620309	19620310	19620312	19620320	19620322	19620326	19620327
MEDIUM	19620408	19620409	19620410	19620412	19620420	19620422	19620426	19620427
LARGE	19620508	19620509	19620510	19620512	19620520	19620522	19620526	19620527
EXTRA LARGE	19620608	19620609	19620610	19620612	19620620	19620622	19620626	19620627
XXL	19620708	19620709	19620710	19620712	n/a	n/a	n/a	n/a

SHIELD
125" Clear Shield comes standard with 3 position detent.

CHEEKPADS
Interchangeable cheekpads for a perfect fit (comes with std cheekpads, other sizes are extra).

GRAY MATTER LINER
Fire-retardant covered liner made of Impact's "intelligent" single piece variable-density core.

BUILT-IN NECK RESTRAINT THREADS
For use with Accel, Stand 21, HANS and other neck restraints.

CHINSTRAP
Fire-retardant Kevlar® chinstrap with locking dual D-ring design.



DRAFT TS™
CARBON-KEVLAR CONSTRUCTION

Featuring our exclusive wide eye port, Impact's Draft TS offers an exceptional range of front and peripheral vision and provides cooling comfort and fog free ventilation with integrated crown and chin bar vents. The extended wicker bill captures downward airflow to reduce helmet lifting and buffeting.
Adult Sizes: XS/S/M/L/XL (XXL Available in Carbon-Kevlar Models only)



SIZE	SILVER	WHITE	GLOSS BLACK	FLAT BLACK	CARBON FIBER	GREEN CARBON	BLUE CARBON	RED CARBON
EXTRA SMALL	19720208	19720209	19720210	19720212	19720220	19720222	19720226	19720227
SMALL	19720308	19720309	19720310	19720312	19720320	19720322	19720326	19720327
MEDIUM	19720408	19720409	19720410	19720412	19720420	19720422	19720426	19720427
LARGE	19720508	19720509	19720510	19720512	19720520	19720522	19720526	19720527
EXTRA LARGE	19720608	19720609	19720610	19720612	19720620	19720622	19720626	19720627
XXL	19720708	19720709	19720710	19720712	n/a	n/a	n/a	n/a





SHIELD
125" Clear Shield comes standard with 3 position detent.

CHEEKPADS
Interchangeable cheekpads for a perfect fit (comes with std cheekpads, other sizes are extra).

TOP AIR
Top air inlet for racers not limited on overhead chassis space and wanting the aggressive look of our patented top air technology.

GRAY MATTER LINER
Fire-retardant covered liner made of Impact's "intelligent" single piece variable-density core.

BUILT-IN NECK RESTRAINT THREADS
For use with Accel, Stand 21, HANS and other neck restraints.

CHINSTRAP
Fire-retardant Kevlar® chinstrap with locking dual D-ring design.



AIR VAPOR SC™
TOP AIR INTAKE
The Air Vapor SC offers an aggressive chin bar design provides more clearance for the microphone in addition to increasing driver comfort and reducing fog. The low-profile fresh air port offers maximum chassis clearance while delivering the ultimate in cooling comfort with Impact's exclusive integrated "whisper" channels. Fresh air is circulated through three air ports directed onto the visor, minimizing fog and contaminants while one air port is focused on the head and channeled towards the neck providing cooling comfort all race long. Superior ambient noise attenuation is achieved through the use of Impact's proprietary insulation creating a quieter race environment and reducing the potential for noise fatigue. Impact's Air Vapor SC also features a tapered lower design allowing for additional clearance between the helmet and the frontal head restraint device, thus minimizing interference between these two safety systems.
Adult Sizes: XS/S/M/L/XL (XXL Available in Carbon-Kevlar Models only)



SIZE	SILVER	WHITE	GLOSS BLACK	FLAT BLACK	CARBON FIBER	GREEN CARBON	BLUE CARBON	RED CARBON
EXTRA SMALL	16920208	16920209	16920210	16920212	16920220	16920222	16920226	16920227
SMALL	16920308	16920309	16920310	16920312	16920320	16920322	16920326	16920327
MEDIUM	16920408	16920409	16920410	16920412	16920420	16920422	16920426	16920427
LARGE	16920508	16920509	16920510	16920512	16920520	16920522	16920526	16920527
EXTRA LARGE	16920608	16920609	16920610	16920612	16920620	16920622	16920626	16920627
XXL	16920708	16920709	16920710	16920712	n/a	n/a	n/a	n/a



SHIELD
125" Clear Shield comes standard with 3 position detent.

CHEEKPADS
Interchangeable cheekpads for a perfect fit (comes with std cheekpads, other sizes are extra).

OFFSET 20° FORCED AIR
Better fit for small cockpits.

GRAY MATTER LINER
Fire-retardant covered liner made of Impact's "intelligent" single piece variable-density core.

BUILT-IN NECK RESTRAINT THREADS
For use with Accel, Stand 21, HANS and other neck restraints.

CHINSTRAP
Fire-retardant Kevlar® chinstrap with locking dual D-ring design.



VAPOR SC20™
20 DEGREE OFFSET AIR INTAKE
The Vapor SC20 combines the best attributes of both the Vapor SC and Impact's best-selling Air Draft OS20! Like the OS20, the SC20 features an off-centered air inlet providing added overheard clearance while the air port is angled 20 degrees to afford ease of movement with the fresh air hose. Cooling comfort and fresh air is pumped through three individual channels directed onto the visor reducing fog and contaminants from interfering with the visual field while one air port is directed onto the head providing cooling comfort all race long. In addition to reducing fogging, the aggressive chin bar styling offers more room for the microphone and the unique placement of the fresh air channels also eliminates the potential of the fresh air system from interfering with the communication system. Featuring a slightly narrowed, wrap around eye port with excellent peripheral field of vision, the Vapor SC20 provides added protection from the rocks and debris that pepper dirt tracks and short course venues. Superior ambient noise attenuation is achieved through the use of Impact's proprietary insulation foam creating a quieter race environment and reducing the potential for noise fatigue. Additional off-road and dirt track specific options include a built-in chin deflector and Nomex® covered eye port gasket, practically eliminating dust and contaminants from entering the interior of the helmet while also offering added thermal protection.
Adult Sizes: XS/S/M/L/XL (XXL Available in Carbon-Kevlar Models only)



SIZE	SILVER	WHITE	GLOSS BLACK	FLAT BLACK	CARBON FIBER	GREEN CARBON	BLUE CARBON	RED CARBON
EXTRA SMALL	16320208	16320209	16320210	16320212	16320220	16320222	16320226	16320227
SMALL	16320308	16320309	16320310	16320312	16320320	16320322	16320326	16320327
MEDIUM	16320408	16320409	16320410	16320412	16320420	16320422	16320426	16320427
LARGE	16320508	16320509	16320510	16320512	16320520	16320522	16320526	16320527
EXTRA LARGE	16320608	16320609	16320610	16320612	16320620	16320622	16320626	16320627
XXL	16320708	16320709	16320710	16320712	n/a	n/a	n/a	n/a



SHIELD
125" Clear Shield comes standard with 3 position detent.

CHEEKPADS
Interchangeable cheekpads for a perfect fit (comes with std cheekpads, other sizes are extra).

TOP AIR
Top air inlet for racers not limited on overhead chassis space and wanting the aggressive look of our patented top air technology.

GRAY MATTER LINER
Fire-retardant covered liner made of Impact's "intelligent" single piece variable-density core.

BUILT-IN NECK RESTRAINT THREADS
For use with Accel, Stand 21, HANS and other neck restraints.

CHINSTRAP
Fire-retardant Kevlar® chinstrap with locking dual D-ring design.



AIR VAPOR™

TOP AIR INTAKE

Proudly manufactured in the heart of Gasoline Alley, the Impact Air Vapor is the result of driver feedback, making this a helmet for racers, by racers. Impact's Air Vapor helmet is another exclusive safety solution that has tried and true features for every racer in every form of motorsports. Impact's unique "Ripple Effect" aerodynamic modeling controls airflow around the helmet for stability while the extended chin foil captures downward airflow to reduce helmet lift and buffeting. A high-bypass air induction system circulates air around the head and face as stale air is channeled towards the dual rear exhaust vents. Featuring a slightly narrowed eye port with excellent peripheral field of vision, the Air Vapor helmet is the ideal choice for racers concerned with track debris entering the cockpit.
Adult Sizes: XS/S/M/L/XL (XXL Available in Carbon-Kevlar Models only)



SIZE	SILVER	WHITE	GLOSS BLACK	FLAT BLACK	CARBON FIBER	GREEN CARBON	BLUE CARBON	RED CARBON
EXTRA SMALL	16020208	16020209	16020210	16020212	16020220	16020222	16020226	16020227
SMALL	16020308	16020309	16020310	16020312	16020320	16020322	16020326	16020327
MEDIUM	16020408	16020409	16020410	16020412	16020420	16020422	16020426	16020427
LARGE	16020508	16020509	16020510	16020512	16020520	16020522	16020526	16020527
EXTRA LARGE	16020608	16020609	16020610	16020612	16020620	16020622	16020626	16020627
XXL	16020708	16020709	16020710	16020712	n/a	n/a	n/a	n/a



SHIELD
125" Clear Shield comes standard with 3 position detent.

CHEEKPADS
Interchangeable cheekpads for a perfect fit (comes with std cheekpads, other sizes are extra).

GRAY MATTER LINER
Fire-retardant covered liner made of Impact's "intelligent" single piece variable-density core.

BUILT-IN NECK RESTRAINT THREADS
For use with Accel, Stand 21, HANS and other neck restraints.

CHINSTRAP
Fire-retardant Kevlar® chinstrap with locking dual D-ring design.



SIDE AIR
Side inlet for racers looking for fresh air to be ported into the helmet via a side air inlet that channels air flow upwards toward the visor minimizing fog and attenuating noise.



AIR VAPOR SA™

SIDE AIR INTAKE

Impact's Vapor with Side Air inlet offers many of the popular features found on our other Vapor models but with a side air inlet for racers looking for fresh air to be ported directly onto the shield. The side inlet channels flow air upwards towards the visor minimizing fog and attenuating noise. Featuring Impact's unique "Ripple Effect" aerodynamic modeling and lightweight construction, the design of the Vapor Side Air helmet provides added stability to accommodate high-speed airflow while the narrowed eye port offers added protection from debris.
Adult Sizes: XS/S/M/L/XL (XXL Available in Carbon-Kevlar Models only)



SIZE	SILVER	WHITE	GLOSS BLACK	FLAT BLACK	CARBON FIBER	GREEN CARBON	BLUE CARBON	RED CARBON
EXTRA SMALL	16120208	16120209	16120210	16120212	16120220	16120222	16120226	16120227
SMALL	16120308	16120309	16120310	16120312	16120320	16120322	16120326	16120327
MEDIUM	16120408	16120409	16120410	16120412	16120420	16120422	16120426	16120427
LARGE	16120508	16120509	16120510	16120512	16120520	16120522	16120526	16120527
EXTRA LARGE	16120608	16120609	16120610	16120612	16120620	16120622	16120626	16120627
XXL	16120708	16120709	16120710	16120712	n/a	n/a	n/a	n/a

SHIELD
125" Clear Shield comes standard with 3 position detent.

CHEEKPADS
Interchangeable cheekpads for a perfect fit (comes with std cheekpads, other sizes are extra).

GRAY MATTER LINER
Fire-retardant covered liner made of Impact's "intelligent" single piece variable-density core.

BUILT-IN NECK RESTRAINT THREADS
For use with Accel, Stand 21, HANS and other neck restraints.

CHINSTRAP
Fire-retardant Kevlar® chinstrap with locking dual D-ring design.



VAPOR LS™
CARBON-KEVLAR CONSTRUCTION

The Vapor LS is loaded with many of the popular features found on our Vapor SC and is perfectly suited for racers looking for a helmet that offers additional noise attenuation but not requiring a fresh air port. Aggressive chin-bar styling provides for additional room for the microphone while integrated vents offer cooling, fog-free comfort. Superior ambient noise attenuation is achieved through the use of Impact's proprietary insulation creating a quieter race environment and reducing the potential for noise fatigue. The Impact Vapor LS also offers a tapered design allowing for additional clearance between the helmet and the frontal head restraint device, thus minimizing interference between these two safety systems.
Adult Sizes: XS/S/M/L/XL (XXL Available in Carbon-Kevlar Models only)



SIZE	SILVER	WHITE	GLOSS BLACK	FLAT BLACK	CARBON FIBER	GREEN CARBON	BLUE CARBON	RED CARBON
EXTRA SMALL	12920208	12920209	12920210	12920212	12920220	12920222	12920226	12920227
SMALL	12920308	12920309	12920310	12920312	12920320	12920322	12920326	12920327
MEDIUM	12920408	12920409	12920410	12920412	12920420	12920422	12920426	12920427
LARGE	12920508	12920509	12920510	12920512	12920520	12920522	12920526	12920527
EXTRA LARGE	12920608	12920609	12920610	12920612	12920620	12920622	12920626	12920627
XXL	12920708	12920709	12920710	12920712	n/a	n/a	n/a	n/a



SHIELD
125" Clear Shield comes standard with 3 position detent.

CHEEKPADS
Interchangeable cheekpads for a perfect fit (comes with std cheekpads, other sizes are extra).

GRAY MATTER LINER
Fire-retardant covered liner made of Impact's "intelligent" single piece variable-density core.

BUILT-IN NECK RESTRAINT THREADS
For use with Accel, Stand 21, HANS and other neck restraints.

CHINSTRAP
Fire-retardant Kevlar® chinstrap with locking dual D-ring design.



VAPOR™
CARBON-KEVLAR CONSTRUCTION

The Impact Vapor features unique "Ripple Effect" aerodynamic modeling and a wicker bill design providing added stability and down-force to accommodate high-speed airflow. The Impact Vapor is lightweight and capable of withstanding a full race season of abuse, making it the helmet of choice for dirt-track racing legend, Jerry Coons, Jr. Featuring a slightly horizontally narrowed eye port with excellent peripheral field of vision, the Air Vapor helmet is the ideal choice for racers concerned with track debris entering the cockpit. Integrated crown and chin bar vents provide fog free ventilation, keeping you cool and comfortable all race long.
Adult Sizes: XS/S/M/L/XL (XXL Available in Carbon-Kevlar Models only)



SIZE	SILVER	SILVER w/FLAG	WHITE	GLOSS BLACK	FLAT BLACK	FLAT BLACK w/FLAG	CARBON FIBER	GREEN CARBON	BLUE CARBON	RED CARBON
EXTRA SMALL	12520208	12520228	12520209	12520210	12520212	12520232	12520220	12520222	12520226	12520227
SMALL	12520308	12520328	12520309	12520310	12520312	12520332	12520320	12520322	12520326	12520327
MEDIUM	12520408	12520428	12520409	12520410	12520412	12520432	12520420	12520422	12520426	12520427
LARGE	12520508	12520528	12520509	12520510	12520512	12520532	12520520	12520522	12520526	12520527
EXTRA LARGE	12520608	12520628	12520609	12520610	12520612	12520632	12520620	12520622	12520626	12520627
XXL	12520708	12520728	12520709	12520710	12520712	12520732	n/a	n/a	n/a	n/a



BOTTLED AIR INTAKE
On Back of Helmet.



D-RING SYSTEM
To keep the head restrained during launch.

BUILT-IN HELMET SKIRT
Built-in SFI 3.3/10 rated Nomex® skirt

NITRO™
BOTTLED AIR INTAKE

Impact's Nitro helmet was specifically made with Alcohol and Nitro drag racers in mind with its integrated breather system and drag specific eye port. Engineered to alleviate the fumes emitted from nitro and alcohol powered dragsters, the Nitro by Impact features a replaceable filter system and bottled air intake port. A built-in SFI 3.3/10 rated Nomex® skirt assists in keeping the fresh air contained in the helmet while the braided Kevlar eye port gasket provides an excellent fire retardant seal around the shield. The Impact Nitro also features a built-in D-ring to keep the head restrained during launch. Manufactured from Impact's exclusive "Intelligent Gray Matter" (a variable-density, single-piece inner liner) and upholstered in fire retardant soft-knit Nomex®, the interior features interchangeable cheek pads for a customized fit. The Impact Nitro also offers a variety of anti-fog, tinted, and Hi-Def Amber shields with excellent visual acuity for the most accurate read of the tree.

Adult Sizes: XS/S/M/L/XL



SIZE	SILVER	WHITE	GLOSS BLACK	FLAT BLACK
EXTRA SMALL	18020208	18020209	18020210	18020212
SMALL	18020308	18020309	18020310	18020312
MEDIUM	18020408	18020409	18020410	18020412
LARGE	18020508	18020509	18020510	18020512
EXTRA LARGE	18020608	18020609	18020610	18020612
XXL	18020708	18020709	18020710	18020712

* Replacement filters are available.

**BUILT-IN NECK RESTRAINT
THREADS**

For use with Accel, Stand 21, HANS and other neck restraints.

BUILT-IN AIR FILTER
Features a replaceable filter system.

KEVLAR EYE PORT
Provides an excellent fire retardant seal around the shield.



CHAMP™
AEROSPACE COMPOSITES

The aggressive and unique chin bar styling of Impact's Champ helmet is designed to cover the mouth and nose; a feature that acts as a built-in breath deflector minimizing fumes inside the helmet and reducing fog on the shield. The integrated slotted vents on the forehead provide for additional ventilation, while our exclusive "Ripple Effect" helmet crown and wicker bill create aerodynamic stabilization. Manufactured from Impact's exclusive "Intelligent Gray Matter" (a variable-density, single-piece inner liner) and upholstered in our fire-retardant soft-knit Nomex® material, the Champ features interchangeable cheek pads available in various densities for a customized fit. A fire-retardant Kevlar® chin strap with dual D-ring closure and a 1/8" polycarbonate shield with three-position detent shield finish off this helmet. The Impact Champ also offers a variety of anti-fog, tinted, and Hi-Def Amber shields with excellent visual acuity for the most accurate read of the tree.

Adult Sizes: XS/S/M/L/XL



SIZE	SILVER	WHITE	GLOSS BLACK	FLAT BLACK
EXTRA SMALL	13020208	13020209	13020210	13020212
SMALL	13020308	13020309	13020310	13020312
MEDIUM	13020408	13020409	13020410	13020412
LARGE	13020508	13020509	13020510	13020512
EXTRA LARGE	13020608	13020609	13020610	13020612
XXL	13020708	13020709	13020710	13020712

*** DRAG HELMET UPGRADE**

Turn any helmet into a drag helmet with our pre-installed upgrade kit that includes: Kevlar® eyeport kit, an SFI 3.3/10 sewn-in 3-layer helmet skirt, bottled air intake port, and D-ring on the chin bar.
10001023



CHEEKPADS

Interchangeable cheekpads for a perfect fit (comes with std cheekpads, other sizes are extra).

SHIELD

125" Clear Shield comes standard with 3 position detent.



GRAY MATTER LINER

Fire-retardant covered liner made of Impact's "intelligent" single piece variable-density core.

**BUILT-IN NECK RESTRAINT
THREADS**

For use with Accel, Stand 21, HANS and other neck restraints.

CHINSTRAP

Fire-retardant Kevlar® chinstrap with locking dual D-ring design.

CHAMP ET™
AEROSPACE COMPOSITES

With many of the same features as the legendary Champ helmet, the Champ ET will not disappoint those looking for a USA manufactured helmet on a budget. The Champ ET features a fiberglass composite shell, and utilizes Impact's exclusive "Intelligent Gray Matter", single piece liner. The Champ ET is upholstered in our fire retardant soft-knit Nomex® material, making it one of the most comfortable helmets you will ever wear. The aggressive and unique chin bar styling emulating that of the Champ helmet, acts as a built-in breath deflector, reducing fog build up on the shield. The Champ ET also features removable cheek pads that can be replaced with versions available in varying thicknesses and shapes for a customized fit. A fire retardant Kevlar® chin strap with dual D-ring closure and a 1/8" polycarbonate shield with three-position detent shield finish off this helmet. Using the same shield as the Champ helmet, Impact offers a variety of anti-fog, tinted, chrome, and Hi-Def Amber shield options with excellent visual acuity.

Adult Sizes: XS/S/M/L/XL



SIZE	SILVER	WHITE	GLOSS BLACK	FLAT BLACK
EXTRA SMALL	13320208	13320209	13320210	13320212
SMALL	13320308	13320309	13320310	13320312
MEDIUM	13320408	13320409	13320410	13320412
LARGE	13320508	13320509	13320510	13320512
EXTRA LARGE	13320608	13320609	13320610	13320612
XXL	13320708	13320709	13320710	13320712





1320™

AEROSPACE COMPOSITES

The 1320 is a custom hand-crafted fiberglass shell manufactured to Impact's exacting standards and provides racers with an affordable Made in the USA helmet without compromising safety or quality. On a budget, but not wanting to compromise safety? Impact's 1320 is a value-packed helmet manufactured right in the heart of Indy's Gasoline Alley. Featuring our exclusive "Intelligent Gray Matter" (a variable-density, single-piece inner liner) and upholstered in fire retardant soft-knit Nomex®, the 1320 offers many of the features and benefits that have made Impact helmets a "must have" safety item for racers in all forms of motorsports. Featuring our exclusive wide eye port and integrated upper and lower air vents for superior ventilation, the Impact 1320 also includes interchangeable cheek pads for a customized fit. A fire-retardant Kevlar® chin strap with dual D-ring closure and our 1/8" polycarbonate shield with three-position detent finish off this value-packed helmet. Adult Sizes: XS/S/M/L/XL

SIZE	AEROSPACE COMPOSITES			
	SILVER	WHITE	GLOSS BLACK	FLAT BLACK
EXTRA SMALL	14520208	14520209	14520210	14520212
SMALL	14520308	14520309	14520310	14520312
MEDIUM	14520408	14520409	14520410	14520412
LARGE	14520508	14520509	14520510	14520512
EXTRA LARGE	14520608	14520609	14520610	14520612
XXL	14520708	14520709	14520710	14520712

1320 TOP AIR™

AEROSPACE COMPOSITES - TOP AIR INTAKE

The 1320 Top Air features all the same value-packed options as Impact's 1320 helmet but with the addition of fresh air comfort circulated through air port channels directed onto the visor, minimizing fog and contaminates while also providing fresh air and cooling comfort. Manufactured from our exclusive "Intelligent Gray Matter" (a variable-density, single-piece inner liner) and upholstered in fire-retardant soft-knit Nomex®, the 1320 Top Air offers many of the features and benefits that have made our helmets a "must have" safety item for racers in all forms of motorsports. The 1320 Top Air is a custom handcrafted fiberglass shell manufactured to Impact's exacting standards providing racers with an affordable Made in the USA helmet without compromising safety or quality. Featuring our exclusive wide eye port, the Impact 1320 Top Air also includes interchangeable cheek pads for a customized fit. A fire-retardant Kevlar® chin strap with dual D-ring closure and our 1/8" polycarbonate shield with three-position detent finish off this value-packed helmet. Adult Sizes: XS/S/M/L/XL

SIZE	AEROSPACE COMPOSITES	
	SILVER	FLAT BLACK
EXTRA SMALL	14820208	14820212
SMALL	14820308	14820312
MEDIUM	14820408	14820412
LARGE	14820508	14820512
EXTRA LARGE	14820608	14820612
XXL	14820708	14820712



1320 SIDE AIR™

AEROSPACE COMPOSITES - SIDE AIR INTAKE

Do you like the value-packed options and pricing of our 1320 helmet but need something with a fresh air port? The Impact 1320 Side Air provides continuous fresh air channeled through the chin bar and providing cooling comfort via a side air inlet that channels airflow upwards towards the visor through three distinct channels. These channels assist in fog prevention, noise attenuation, and prevent the dry mouth that can be an issue with lesser side air helmets. Manufactured from our exclusive "Intelligent Gray Matter" (a variable-density, single-piece inner liner) and upholstered in fire-retardant soft-knit Nomex®, the 1320 offers many of the features and benefits that have made our helmets a "must have" safety item for racers in all forms of motorsports. The 1320 SA is a custom handcrafted fiberglass shell manufactured to Impact's exacting standards and providing racers with an affordable Made in the USA helmet without compromising safety or quality. Featuring our exclusive wide eye port, the Impact 1320 SA also includes interchangeable cheek pads for a customized fit. A fire-retardant Kevlar® chin strap with dual D-ring closure and our 1/8" polycarbonate shield with three-position detent finish off this value-packed helmet. Adult Sizes: XS/S/M/L/XL

SIZE	AEROSPACE COMPOSITES	
	SILVER	FLAT BLACK
EXTRA SMALL	14720208	14720212
SMALL	14720308	14720312
MEDIUM	14720408	14720412
LARGE	14720508	14720512
EXTRA LARGE	14720608	14720612
XXL	14720708	14720712



EVO OS20™

AEROSPACE COMPOSITES- 20 DEGREE OFFSET AIR INTAKE

Do you like the value-packed options and pricing of our 1320 helmet but need something with a fresh air-port? Developed in collaboration with PCI Race Radios the 1320 OS EVO was developed as an affordable Off-Set, top-air intake helmet. Featuring the same factory-installed off-set air-port as our more expensive Carbon Kevlar Draft OS20, the Impact 1320 OS provides continuous fresh air channeled through channels in the "Grey Matter" liner. Exiting directly above the face shield via three strategically placed air ports, cooling comfort is provided directed onto the face. Adult Sizes: XS/S/M/L/XL

SIZE	AEROSPACE COMPOSITES	
	SILVER	FLAT BLACK
EXTRA SMALL	14620208	14620212
SMALL	14620308	14620312
MEDIUM	14620408	14620412
LARGE	14620508	14620512
EXTRA LARGE	14620608	14620612
XXL	14620708	14620712



CHARGER™
AEROSPACE COMPOSITES

The Impact Charger is designed with a wrap-around eye port for a wide-angle panoramic view. Featuring a wicker bill design for aerodynamic down-force and air flow stabilization, the Impact Charger also benefits from integrated air induction ports along the crown for cooling ventilation. Manufactured from our exclusive “Intelligent Gray Matter” (a variable-density, single-piece inner liner) and upholstered in fire retardant soft-knit Nomex®, the Impact Charger includes interchangeable cheek pads for a customized fit. A fire retardant Kevlar® chin strap with dual D-ring closure and our 1/8” polycarbonate shield with three-position detent are also standard features.
Adult Sizes: XS/S/M/L/XL



SIZE	SILVER	WHITE	GLOSS BLACK	FLAT BLACK
EXTRA SMALL	14020208	14020209	14020210	14020212
SMALL	14020308	14020309	14020310	14020312
MEDIUM	14020408	14020409	14020410	14020412
LARGE	14020508	14020509	14020510	14020512
EXTRA LARGE	14020608	14020609	14020610	14020612
XXL	14020708	14020709	14020710	14020712

SUPER CHARGER™
AEROSPACE COMPOSITES - TOP AIR INLET

The Impact Super Charger is a top air version of our popular Charger helmet is fitted with Impact's low-profile head-dress air induction system providing concentrated and continuous ventilation. Designed with our exclusive wide-angle eye port, the Super Charger Top Air offers a panoramic field of vision and features a heavy-duty 1/8” polycarbonate shield available in a variety of anti-fog and tinted options. Featuring Impact's exclusive “Intelligent Gray Matter” (a single-piece, variable-density inner liner) upholstered in fire-retardant soft-knit Nomex®, the Impact Super Charger Top Air also includes interchangeable cheek pads for a customized fit.
Adult Sizes: XS/S/M/L/XL



SIZE	SILVER	WHITE	GLOSS BLACK	FLAT BLACK
EXTRA SMALL	17020208	17020209	17020210	17020212
SMALL	17020308	17020309	17020310	17020312
MEDIUM	17020408	17020409	17020410	17020412
LARGE	17020508	17020509	17020510	17020512
EXTRA LARGE	17020608	17020609	17020610	17020612
XXL	17020708	17020709	17020710	17020712

SUPER CHARGER SA™
AEROSPACE COMPOSITES - TOP AIR INLET

The Super Charger Side Air offers many of the popular features and benefits of our Top Air version except with a side inlet for racers looking for the fresh air port to be directed onto their face or are limited by the overhead chassis clearance. Designed with an oversized wrap-angle eye port, the Super Charger Side Air offers a panoramic field of vision and features a heavy-duty 1/8” polycarbonate shield available in a variety of anti-fog and tinted options. Featuring Impact's exclusive “Intelligent Gray Matter” (a single-piece, variable-density inner liner) upholstered in fire-retardant soft-knit Nomex®, the Impact Super Charger Side Air also includes interchangeable cheek pads for a customized fit.
Adult Sizes: XS/S/M/L/XL



SIZE	SILVER	WHITE	GLOSS BLACK	FLAT BLACK
EXTRA SMALL	17920208	17920209	17920210	17920212
SMALL	17920308	17920309	17920310	17920312
MEDIUM	17920408	17920409	17920410	17920412
LARGE	17920508	17920509	17920510	17920512
EXTRA LARGE	17920608	17920609	17920610	17920612
XXL	17920708	17920709	17920710	17920712



SHIELD
125” Clear Shield comes standard with 3 position detent.

CHEEKPADS
Interchangeable cheekpads for a perfect fit (comes with std cheekpads, other sizes are extra).

OFFSET 20° FORCED AIR
Better fit for small cockpits.

GRAY MATTER LINER
Fire-retardant covered liner made of Impact's “intelligent” single piece variable-density core.

BUILT-IN NECK RESTRAINT THREADS
For use with Accel, Stand 21, HANS and other neck restraints.

CHINSTRAP
Fire-retardant Kevlar® chinstrap with locking dual D-ring design.



SUPER CHARGER OS20™
AEROSPACE COMPOSITES - 20 DEGREE OFFSET AIR INTAKE

The Super Charger OS has all of the features and benefits of our Top Air version in a lower profile to increase overhead clearance. Designed with an oversized wrap-angle eye port, the Super Charger OS offers a panoramic field of vision and features a heavy-duty 1/8” polycarbonate shield available in a variety of anti-fog and tinted options. Featuring Impact's exclusive “Intelligent Gray Matter” (a single-piece, variable-density inner liner) upholstered in fire retardant soft-knit Nomex®, the Impact Super Charger OS also includes interchangeable cheek pads for a customized fit.
Adult Sizes: XS/S/M/L/XL



SIZE	SILVER	WHITE	GLOSS BLACK	FLAT BLACK
EXTRA SMALL	17720208	17720209	17720210	17720212
SMALL	17720308	17720309	17720310	17720312
MEDIUM	17720408	17720409	17720410	17720412
LARGE	17720508	17720509	17720510	17720512
EXTRA LARGE	17720608	17720609	17720610	17720612
XXL	17720708	17720709	17720710	17720712



SXS HELMET™

DOT HELMET

Impact Racing, Inc.'s new SXS helmet is a feature rich, DOT rated full-face helmet. The helmet features an easy to use, flip up shield with multi-position detents, and a removable-washable inner liner. An easy to use lever actuated chin strap buckle makes for easy and secure latching. The helmets are fully vented, with adjustable chin-bar mounted air intakes that allow for full adjustability of air-flow. The included, clear poly-carbonate shield provides protection from debris, with replacement shields available in Clear, Dark-Tint, and Silver-Chrome. The SXS helmets can be ordered with additional options installed, such as helmet skirts and communication systems by PCI or Rugged Radios. The SXS helmets is DOT compliant making it legal for use in the state of CA for off-road vehicle use. **Not for competition use.**

Adult Sizes: XS/S/M/L/XL
Flat Black Only



SIZE	FLAT BLACK
EXTRA SMALL	16655212
SMALL	16655312
MEDIUM	16655412
LARGE	16655512
EXTRA LARGE	16655612
XXL	16655712

SXS SIDE AIR™

DOT HELMET - SIDE AIR INTAKE


Impact Racing's SXS SA was designed for the rigors of SXS use, and is compatible with all popular forced air systems. It features a side mounted air-intake with internal channeling to direct the air-flow to where it's needed most. The redirected air helps to eliminate potential wind induced mic noise, when using a communication system. The forced air system also features an Impact Racing exclusive, adjustable valve. The valve allows for maximum adjustment of airflow from 0% to 100%. The included, clear poly-carbonate shield provides protection from debris, with replacement shields available in Clear, Dark-Tint, and Silver-Chrome. The SXS SA helmet can be ordered with additional options installed, such as helmet skirts and communication systems by PCI or Rugged Radios. The SXS SA helmet is DOT compliant making it legal for use in the state of CA for off-road vehicle use. **Not for competition use.**

Adult Sizes: XS/S/M/L/XL
Flat Black Only



FORCED AIR
REDUCTION SYSTEM

SIZE	FLAT BLACK
EXTRA SMALL	16755212
SMALL	16755312
MEDIUM	16755412
LARGE	16755512
EXTRA LARGE	16755612
XXL	16755712





P3 CREW™
Troy Lee Designs

The Impact P3 by Troy Lee Designs is the ultimate pit crew helmet and the pinnacle of style and safety with its ultra-lightweight UNI carbon shell and featherweight titanium hardware. Featuring a dual density shock pad system and adjustable height visor, the Impact P3 by TLD also offers high-flow intake and exhaust ports and deeper EPS channeling to provide optimal ventilation. The removable cheek pads are washable and replaceable and feature TLD's exclusive MX-style comfort liner. The P3 helmet easily fastens and unfastens with the included quick-clip chin closure.

Adult Sizes: XS/S/M/L/XL/XXL



SIZE	UNI FIBER
SMALL	18700320
MEDIUM	18700420
LARGE	18700520
EXTRA LARGE	18700620
XXL	18700720



CREW FUELER™
AEROSPACE COMPOSITES

Updated for the 2016 season, the Impact Crew Fueler now features a Snell rating, as many professional motorsports have begun requiring rated helmets for pit crew fuelers. Featuring an all-axis eye port for a panoramic view, the Impact Crew Fueler is the ideal choice for maintaining awareness when the pit box goes hot. The 1/8" heavy-duty polycarbonate shield provides excellent visual acuity while the Nomex covered gasket provides a tight-seal with excellent thermal performance. The Impact Crew Fueler is finished with our "Intelligent Gray Matter" helmet liner and is upholstered with a soft-knit Nomex® interior ensuring superior impact and fire protection.

Adult Sizes: XS/S/M/L/XL



SIZE	SILVER	WHITE	GLOSS BLACK	FLAT BLACK
EXTRA SMALL	19020208	19020209	19020210	19020212
SMALL	19020308	19020309	19020310	19020312
MEDIUM	19020408	19020409	19020410	19020412
LARGE	19020508	19020509	19020510	19020512
EXTRA LARGE	19020608	19020609	19020610	19020612
XXL	19020708	19020709	19020710	19020712

AUTOGRAPH HELMET
NOT INTENDED FOR MOTORSPORTS USE!

Our Autograph helmet is just that, a life-sized helmet on which you may collect your favorite drivers' autographs. This helmet is **NOT intended for motorsports use**. It is only to be used as a collector's item to display your autograph collection.

Colors: White / Flat Black

COLOR	WHITE	FLAT BLACK
	10000003	10000039



FACTORY INSTALLED RADIO KITS



Using the proper jack & conductor set-up is essential as each form of motorsports has their own set of wiring schematic standards. An improper jack/conductor system will prevent communication capabilities so be sure to verify the conductor style required for your series prior to ordering.

OFF-ROAD RADIO KITS	
P.C.I. 4-Pin Connector, Standard Flex Boom - Complete with Microphone *Dynamic Noise Canceling Mic Upgrade Available – Call for Details	
Factory Installed Ear Jack Only with Mic	10000028
Factory Installed Ear Jack & Speaker Combo with Mic	10000027
Factory Installed Ear Jack & Ear Cups wired with Speakers & Mic	10000069
Rugged Radio 4-Pin Connector, Full Flex Boom - Complete with Dynamic Noise Canceling Microphone	
Factory Installed Ear Jack Only	10000105
Factory Installed Ear Jack & Speaker Combo	10000106
Pro Pods: Ear-Cups with Speaker Upgrade (*Requires 10000105 Above)	10000107



Driver Pod - Coiled Cord



Driver Pod - Straight Cord

*DRAG RADIO KITS

Drag racers: depending on the communications system you and/or your car owner have installed, either the Racing Electronics 3-pin "Stock Car" or the 4-pin "Open Wheel" radio kits below will be what you'll need to order. Check with your crew chief and just let us know when you order.

STOCK CAR & *DRAG RADIO KITS

Racing Electronics 3-Pin Connector - External Pod Mount Housing on Driver's Right (Mic Sold Separately)	
Factory Installed RT-900 Style Housing Kit - Straight Cord	10000073
Factory Installed RT-900 Style Housing Kit - Coiled Cord	10000072
Factory Installed Ear Jack & Ear Cups with Speakers, Dynamic Noise Cancelling Mini-Mic & Flex Boom	10000078

OPEN-WHEEL & *DRAG RADIO KITS

Racing Electronics 4-Pin Connector - External Pod Mount Housing on Driver's Right (Mic Sold Separately)	
Factory Installed RT-910 Style Housing Kit - Straight Cord	10000071
Factory Installed RT-9100 Style Housing Kit - Coiled Cord	10000070
Factory Installed Ear Jack & Ear Cups with Speakers, Dynamic Noise Cancelling Mini-Mic & Flex Boom	10000079

OVER-THE-WALL RADIO KITS

Racing Electronics - External Pod Mount Housing on Crew's Left (Mic Sold Separately)	
Factory Installed RT-900 Style Housing Kit	10000074

MICROPHONE KITS

Racing Electronics - (Housing Sold Separately)	
Factory Installed RT-609 Standard Boom	10000076
Factory Installed RT-609-T Thick Boom	10000075
Factory Installed RT-709 Over-The-Wall	10000077

RACECEIVER RADIO KITS

Speakers Only, 8 ohm w/3.5 Jack, Installed	10001111
Ear-Cups w/Speakers, 8ohm w 3.5 Jack, Installed	10001112
Speakers Only, 8 ohm w/3.5 Jack	10000111
Ear-Cups w/Speakers, 8ohm w/3.5 Jack	10000112

HELMET SHIELDS

Manufactured from the highest grade, UV-stabilized optical quality polycarbonate material available, Impact's helmet shields feature superior dimensional stability, high temperature resistance, outstanding impact strength, and exceptional clarity for the ultimate in visual acuity. Available in various anti-fog and tinted options, Impact has a shield to suit your needs!

MADE IN THE USA	HELMET MODEL							
		ANTI-FOG CLEAR	ANTI-FOG LIGHT SMOKE	ANTI-FOG DARK SMOKE	ANTI-FOG HI-DEF AMBER	YELLOW CHROME	BLUE CHROME	CHROME
VAPOR, AIR VAPOR, VAPOR SC, VAPOR LS, CHARGER, SUPER CHARGER, DRAFT		12199901	12199902	12199903	12199904	12100905	12100906	12100908
CHAMP, DRAG CHAMP, NITRO		13199901	13199902	13199903	13199904	13100905	13100906	13100908
AIR DRAFT, AIR DRAFT DS20, DRAFT TS, I320, SUPER/EUROSPORT, FUELER		19399901	19399902	19399903	19399904	19300905	19300906	19300908
MINI-VAPOR, MINI-AIR DRAFT DS20		11399901	11399902	11399903	11399904	11300905	11300906	11300907
MINI-CHAMP		11499901	11499902	11499903	11499904	11400905	11400906	11400907


TYPE	ANTI-FOG CLEAR	ANTI-FOG DARK SMOKE	BLUE CHROME	SILVER CHROME
PHENOM SS HELMET	17599901	17599903	17599906	17599908

TYPE	CLEAR	DARK SMOKE	SILVER CHROME
SXS HELMET	16600601	16600602	16600908



SHIELD TEAR-OFFS

Featuring a patented lamination technology, **Racing Optics** uses only the highest quality “optical grade” DuPont® Mylar materials rather than a “packaging grade” clear polyester found in competitive tear-offs. Each package contains three stacks of 10 for a total of 30, 2-mm thick tear-offs, offering the most accurate visual acuity and low reflective properties for a distortion-free lens. **Ultra Shield** brand of tear-offs are 2mm thickness each and contain 20 tear-offs per sleeve.

	HELMET MODEL	RACING OPTICS	ULTRA SHIELD
	VAPOR, AIR VAPOR, VAPOR SC, VAPOR LS, CHARGER, SUPER CHARGER, DRAFT	12200991	N/A
	CHAMP, NITRO, DRAG CHAMP, SUPER CYCLONE	13200991	N/A
	AIR DRAFT, AIR DRAFT DS20, DRAFT TS, I320, SUPER/EUROSPORT, FUELER	19300991	N/A
	MINI-VAPOR, MINI-CHAMP	N/A	11420901

BREATH DEFLECTOR



Keep fresh air in and fumes out while minimizing fogging with our Impact helmet breath deflectors. Available for purchase individually for installation by the customer, Impact can also install a breath deflector at the factory on a new helmet or send yours in for retro-fitting.

TYPE	
SOLD SEPARATELY	10000012
FACTORY INSTALLED	10001012

HELMET SKIRTS

Add valuable seconds of thermal protection while reducing wind noise to your communication system with Impact's two or three-layer helmet skirt. Available pre-installed (built-in) at the factory in your Impact helmet or as a do-it-yourself hook-and-loop attachment, our helmet skirt is manufactured from a soft knit Nomex® providing added protection from heat transfer while also reducing dirt and debris from entering the helmet. The two-layer skirt is available in our standard or tapered-in design. The tapered-in design allows the skirt to be tucked into the driving suit more easily while reducing interference between the skirt and frontal head restraint device.

VELCRO ATTACHMENT SKIRT TYPE	USER INSTALLED	INSTALLED ON NEW HELEMT
ADULT XS-MED HELMETS - SFI 3.3/5 - STANDARD	10000016	10001016
ADULT LG-XXL HELMETS - SFI 3.3/5 - STANDARD	10000019	10001019
ADULT XS-MED HELMETS - SFI 3.3/10 - DRAG SKIRT STANDARD	10000017	10001017
ADULT LG-XXL HELMETS - SFI 3.3/10 - DRAG SKIRT STANDARD	10000089	10001089
ADULT XS-MED HELMETS - SFI 3.3/5 - TAPERED	10000022	10001022
ADULT LG-XXL HELMETS - SFI 3.3/5 - TAPERED	10000114	10001114
SEWN-IN ATTACHMENT SKIRT TYPE	USER INSTALLED	INSTALLED ON NEW HELEMT
ADULT XS-XL HELMETS - SFI 3.3/5 - STANDARD	10000014	10001014
ADULT XXL HELMETS - SFI 3.3/5 - STANDARD	10000087	10001087
ADULT XS-XL HELMETS - SFI 3.3/10 - DRAG SKIRT STANDARD	10000015	10001015
ADULT XXL HELMETS - SFI 3.3/10 - DRAG SKIRT STANDARD	10000088	10001088
ADULT XS-XL HELMETS - SFI 3.3/5 - TAPERED	10000021	10001021



ALUMINUM
TEAR-OFF POSTS

These aluminum tear-off posts are a great addition to any helmet. Made with a rugged one-piece aluminum design that works with any Impact shield and brand of tear-off.

10000020



Standard Skirt



Tapered Skirt

R-3, D-RING, AND STAND 21 CLIPS

D-Ring Clips for use with Helmet Tethers.
R3 Clips are used with R3 and Hybrid FHR Devices
Stand 21 FHR Clips

TYPE	
Stand 21 Clips	10000110
D-RING CLIPS	10000011
D-RING CLIPS - FACTORY INSTALLATION CHARGE (IMPACT HELMETS ONLY)	10000060
R-3 CLIPS	10000007
R-3 CLIPS - FACTORY INSTALLED (IMPACT HELMETS ONLY)	10001007



HANS POST ANCHOR CLIPS

HANS Post Anchor Clips for use with HANS Devices.

TYPE	
HANS POST ANCHOR CLIPS-PAIR	10000002
HANS POST ANCHOR CLIPS - FACTORY INSTALLED	10001002



HELMET EJECT SYSTEM

The Eject System is designed to aid in the safer removal of the helmet through the use of an inflatable airbag installed in the helmet. Auto Eject System Inflation Bulb sold separately.

SYSTEM	
SYSTEM ONLY	10000008
FACTORY INSTALLED IN HELMET	10001008
AUTO EJECT INFLATION BULB	10000045

HELMET EAR CUPS

New! Impact's line of noise-canceling ear cups are manufactured from a cushioned comfort PVC foam and can be used to seal out ambient sounds (even while wearing ear buds) or can be fitted with integrated speakers. The Impact Ear Cups can be factory installed into any Impact helmet.

EAR CUPS	
FACTORY INSTALLED IN NEW HELMET (NO WIRING)	10000068
FACTORY INSTALLED & WIRED WITH SPEAKERS	*Refer to Radio Wiring or Call for Details



Ear Cups



Standard Style
Cheek Pads



V-Style
Cheek Pads



Ear Cup
Cheek Pads

STANDARD CHEEK PADS

Are your standard cheek pads a little too tight or a little too loose? Offered in a variety of thicknesses and configurations, Impact's full line of helmets feature an interchangeable cheek pad for a customized and perfect fit. Ranging from thin, standard and thick options with a Velcro® attachment for fast changes, our exclusive interchangeable cheek pads are lined with soft knit Nomex® for added comfort. Sizes: Thin/Standard/Thick

V-STYLE CHEEK PADS

Do your radio communication buds add pressure to your ears inside your helmet? Impact offers the ideal solution for this common problem with the introduction of our V-style cheek pads specially designed to relieve padding pressure caused by ear buds. Available in thin, standard, and thick options our exclusive V-style cheek pads install quickly and easily with Velcro® attachment. Sizes: Thin/Standard/Thick

EAR CUP CUT-OUT CHEEK PADS

If you are running Impact's noise cancelling/speaker ear cups and require a different thickness cheek pad then look no further! Available in thin, standard, and thick options our exclusive Ear Cup cheek pads install quickly and easily with Velcro® attachment. Sizes: Thin/Standard/Thick



HELMET MODEL	THIN	STANDARD	THICK	V-STYLE THIN	V-STYLE STANDARD	V-STYLE THICK	EARCUP THIN	EARCUP STANDARD	EARCUP THICK
VAPOR, AIR VAPOR, VAPOR SC, VAPOR LS, CHARGER, CHAMP, DRAFT	11111121	11111122	11111123	11111124	11111125	11111126	11111137	11111138	11111139
I320, SUPER/EUROSPORT, DRAFT TS, AIR DRAFT, SUPER CHARGER	11111131	11111132	11111133	11111134	11111135	11111136	11111137	11111138	11111139
VELOCITY, RALLY-X	11111151	11111152	11111153	n/a	n/a	n/a	11111154	11111155	11111156
MINI-VAPOR & MINI-CHAMP	11111141	11111142	11111143	n/a	n/a	n/a	n/a	n/a	n/a

COLORED PIVOT KITS

COLOR	
RED	10000207
BLUE	10000206
BLACK	10000210
GOLD	10000205
ORANGE	10000208



PIVOT KIT

Pivot kits fit all Impact helmets. Each pivot kit contains all the needed hardware for attaching your shield. Impact highly recommends this service after a few shield changes. 10000000



PHENOM AIR PIECES

Bolts on to convert your Impact Phenom helmet to be used with forced air systems

HELMET SIZE	
SMALL - MED/LARGE	17500012
LARGE - XXL	17500013

BARBED AIR ADAPTERS

Replacement Barbed Air Adapters.

TYPE	
ROUND	10000030
OVAL	10000031
90 DEGREE ROUND	10000032



Top Air Piece

Side Air Piece

AIR PIECES

Replacement Air Pieces Available for All Impact Helmets. Call for Part Number



REPLACEMENT RUBBER KITS (Without Eye-Port Foam)

Replacement U-channel Rubber Gaskets are available for all Impact helmets. Each kit accommodates one helmet. This is for helmets with no eyeport foam.

10000042

REPLACEMENT RUBBER KITS (With Eye-Port Foam)

Need to replace the Kevlar® or foam around the eye port on your existing helmet? Impact recommends frequent replacement as part of your routine helmet maintenance. Shield Foam kits feature a Nomex® outer layer for added fire protection. Also included is a rubber gasket for the bottom of the helmet.

10000041



CLAMSHELL HELMET BAG

The super-soft interior padding featured on our exclusive MasterCraft Clam Shell bag protects your valuable helmet from scratches and dings when not in use. Manufactured from a durable, water resistant Cordura® outer shell with full zipper closure and molded rubber handle, the MCS Clam Shell bag makes protecting and transporting your helmet quick and easy.

Colors: Black
640148



DIRTGEAR BAG SINGLE HELMET

The Canvas DirtGear Bag features a helmet storage pocket and five outer pouches that vary in size. The bag also features durable handles and a detachable shoulder strap. 13"H x 32"W x 13"D.

Colors: Black
640150

PADDED HELMET BAG

Your helmet protects you. Make sure it's protected when not in use! A double-lined tear resistant nylon outer-shell and soft faux shearling liner keeps your gear safe while two easy-to-carry handles make transporting your helmet to and from the track a breeze. The Impact helmet bag offers a full-length zipper and extra space for easy helmet stowage and integrated pockets provide storage for miscellaneous accessories.

Colors: Black
71000915



DRAWSTRING HELMET SOCK

Made from a high-performance and abrasion resistant fabric, the Impact drawstring sock offers an affordable option for protecting your helmet from everyday scratches and scrapes. Designed with heavy-duty drawstring closures, the sock offers an easy way to stow and transport your helmet while keeping it safe from mishaps.

Colors: Black
71100910



SHIELD BAG

Impact's handy shield carrying bag is manufactured from a sturdy, yet soft, material outside and an optical cloth quality material interior. Simply throw this inside your helmet bag or gear bag with an extra shield and you are all set for the track! Holds one shield.

Colors: Black
81500010



HELMET SUPPORT

Manufactured from high-density compression foam to provide added support and to aid in reducing neck strain, Impact's helmet support is available in Adult and Youth sizes and features a Nomex® fire retardant outer liner complying to the SFI 3.3 specification.

Colors: Black
SFI COMPLIANT
SPEC 3.3

SIZE	BLACK	RED	BLUE
JUNIOR	74501010	74501007	74501006
ADULT	74500010	74500007	74501006

GEAR BAG

The Impact Gear Bag is constructed from a heavy-duty reinforced nylon with webbed handle and removable padded shoulder strap that features three separate compartments to hold your helmet, suit, frontal head restraint, gloves, shoes and accessories. The main compartment has a heavy-duty zipper and reinforced base to maintain the shape of the bag during loading and carrying while the two 3/4-zip side pockets provide additional storage for miscellaneous items. This durable bag can handle everyday wear and tear and easily doubles as travel luggage offering excellent storage capacity for weekend trips or transporting all your gear to the race track.

Size: 12" x 12" x 11"
Colors: Black Only
72000010

HELMET DRYER

Keep your helmet dry between runs/heats with our helmet dryer. Featuring a single speed low-amp fan and rubber stripping around the base to protect surfaces, the Impact helmet dryer is a must-have item to keep the interior lining of your helmet dry and in good condition all season long.

10000009



CLUB SERIES III

FRONTAL HEAD RESTRAINT

Constructed of thermoplastic-injected resin reinforced with carbon fiber, the Stand21 Club III combines excellent protection in a lightweight, affordable package. The Club III uses a proprietary honeycomb architecture not found in other devices at this price point. The result is a superior strength to weight ratio. The self-neutralizing, floating single-tether design allows for maximum mobility while providing a high level of protection at multiple angles. The Club III is both FIA 8858-2010 Homologated and manufacture certified to SFI 38.1, making the device suitable for use in most series around the world.

- FIA 8858-2010 Homologated and manufacturer certified to SFI 38.1
- Construction – Carbon Fiber infused thermoplastic injected resin
- Lightweight – Large is only 1lb. 7oz. (640 grams)
- Exceptional ergonomics and comfort
- Self-neutralizing single tether for maximum mobility
- Carry bag & clavicle padding included
- Available in Medium or Large
- 20° Angle for use with most seatback angles.
- Made in France
- Compatible with Hans® spring-post anchors (Not included)
- Compatible with spring-post anchors that come pre-installed on FIA 8858-2015 helmets



SIZE	
MEDIUM	65000003
LARGE	65000004
MEDIUM WITH FHR POSTS	65000005
LARGE WITH FHR POSTS	65000006
FHR POSTS	10000010

CARBON FIBER

Carbon fiber infused thermoplastic injected resin.

LIGHTWEIGHT

Large is only 1lb. 7oz (640 grams).

20° ANGLE

For use with most seatback angles.







Nomex® vs. Treated Cotton Fabrics

Not all fire resistant fabrics are the same, while your budget may be the biggest determining factor in which driving suit you ultimately purchase, the fabric and construction of the garment should also be given consideration. The quality of materials and their thermal properties can vary as drastically as the price.

• **Treated Cotton Fabrics:** Treated suits are manufactured from cotton that has been chemically treated with a compound that bonds to the fabric making it fire-retardant. The life expectancy of the fire-retardant treatment is limited due to the chemical used to treat the fabric diminishing with each wash or dry clean. The efficacy of the garment's retardant properties are unknown simply by looking at the suit, so while treated cotton suits are less expensive to initially purchase they also must be replaced more frequently.

• **Nomex® Fabrics:** Driving and Crew suits manufactured from Nomex® are inherently flame resistant, meaning that the exceptional thermal and flame protection provided by Nomex® cannot be washed out or worn away. Nomex® also will not sustain combustion in air or melt when exposed to flame. Because Nomex® carbonizes and becomes thicker when exposed to intense heat; it forms a protective barrier between the heat source and the skin. This unique reaction to intense heat provides valuable escape time when fires occur and helps protectthe wearer against them.

Suit Layers and SFI Ratings

One of the most effective ways to enhance personal safety on the track or in the pits is to increase the number of layers your suit is manufactured from. A two or three-layer suit is far more resistant to flame and heat transfer and will provide you with valuable additional seconds of time during an emergency situation versus a single-layer suit. Ad-ditional protection can also be obtained by wearing Nomex® under garments beneath the driving or crew suit as well as a balaclava and Nomex® socks.

Suit Specifications - SFI Specification & FIA Homologation Program

The SFI Foundation and the FIA (Fédération Internationale de l'Automobile) are both non-profit organizations that issue and administer standards for motorsports related equipment. The SFI Foundation is based in the USA and is recognized by racing organizations such as NHRA and NASCAR. The SFI Foundation standards are often adopted as the rules for safety by racing organizations that participate in the SFI Foundation's specification program. The FIA is a European based associa-tion that not only issues safety standards for international race cars and equipment, but also governs over international motorsports events as well.

The purpose of a unified set of standards and criteria is to establish recognized levels of quality in motorsports equipment and ensure the overall safety of the racing industry. The consumer benefits from manufacturers that cooperate with the specification programs as there is an established and expected level of performance for the products. Im-pact proudly and voluntarily participates in both the SFI and FIA specification programs. Both SFI and FIA have certain criteria relating to driving suits and their construction, the materials used, tensile strength, heat transmission, and the garment's thermal resistance.

SFI Ratings Explained

The SFI Foundation's Driver Suit Specification 3.2A tests a garment's fire-retardant capabilities and also details specific garment construction and performance char-acteristics. The spec contains a rating system based on the garment's ability to provide Thermal Protective Performance (TPP) in the presence of both direct flame and radiant heat. The purpose of the TPP is to measure the length of time the person wearing the garment can be exposed to a heat source before incurring a second degree, or skin blistering burn. There are various sub categories (which refer to the garment's TPP ratings – "Thermal Protective Performance") for the 3.2A specifica-tion. The TPP rating is the product of exposure heat flux and exposure time. The TPP results can be converted to the time before a second-degree burn occurs. The higher the garment rating, the more time before a second-degree burn.

SFI Rating	TPP Value	Time to 2nd Degree Burn
3.2A/1	TPP 6	3 Seconds
3.2A/3	TPP 14	7 Seconds
3.2A/5	TPP 19	10 Seconds
3.2A/10	TPP 38	19 Seconds
3.2A/15	TPP 60	30 Seconds
3.2A/20	TPP 80	40 Seconds



A driving or crew suit with an SFI specification label 3.2A/1 will most likely be a single-layer suit and only accepted in the entry-level and grassroots racing organizations. The most commonly required specification by racing sanctions is SFI's 3.2A/5 rated driving suits. Impact offers a full-line of budget-friendly off-the-shelf driving suits manufactured to the SFI Foundation's 3.2A/5 specification. Constructed from Futura Nomex® our 2-layer Racer suit offers many of the comfort and conve-nience features found on much higher priced and custom suits and is the ideal choice for drivers not wanting to sacrifice comfort and quality because of price. Impact's Custom suits offer style and comfort with our exclusive line of 2-layer lightweight sateen Nomex® and honeycomb moisture-wicking inner liner. Additional creature comforts such as stretch gusseting along the lower back panel and 360° floating sleeves add mobility while making these two suits affordable and stylish.

Are you running an alcohol or Nitro-powered drag car? Chances are your racing sanction will re-quire you to wear a suit manufacturer's certified to the 3.2A/15 or 3.2A/20 standard. Impact has you covered with our off-the-shelf line of Team Drag suits, constructed as a two-piece (jacket and pants). Available by special order, Impact can also manufacture Team Drag suits to the SFI 3.2A/20 speci-fication. If you are looking for something a little more custom, Impact's sales and art department can work with you to create a suit to meet your needs.

FIRESUIT SIZING

	Adult Small	Adult Medium	Adult Large	Adult XL	Adult XXL	Adult XXXL
Height	5'4" to 5'6"	5'6" to 5'8"	5'8" to 5'10"	5'10" to 6'1"	6'1" to 6'2"	6'2" to 6'4"
Weight	130 to 150	150 to 170	170 to 190	190 to 210	220 to 240	250 to 270
Chest	41" to 43½"	44" to 47½"	48" to 51½"	52" to 55½"	56" to 59½"	60" to 63"
Waist	29" to 32½"	33" to 36½"	37" to 40"	41" to 44½"	45" to 48½"	49" to 52½"
Hip	34½" to 37½"	38" to 41½"	42" to 45½"	47" to 49½"	50" to 53½"	54" to 57½"
Thigh	21" to 22"	22½" to 24"	24½" to 26"	26½" to 28"	28½" to 30"	30½" to 32"
Calf	17" to 17½"	18" to 18½"	19" to 19½"	20" to 20½"	21" to 21½"	22" to 22½"
Back Shoulder	16½" to 18"	18½" to 19½"	20" to 21"	21½" to 22½"	23½" to 24"	24½" to 25½"
Inseam	29" to 30"	30" to 31"	31"	31" to 32"	32"	32" to 33"
Forearm	12½" to 13¾"	13½" to 13¾"	14" to 14¼"	14½" to 14¾"	15" to 15¼"	15½" to 15¾"
Arm Straight	22" to 22¾"	23" to 23½"	24" to 24¼"	24¾" to 25"	25½" to 25¾"	26" to 26½"
Front Torso	27" to 28"	28½" to 29½"	30" to 30½"	31" to 32"	32"	32" to 33"

Continuous research, development and testing is conducted by Impact on materials and sewing methods to perfect what may be the most under-rated piece of driver's safety equipment. Impact creates each race suit with style and appearance in mind while focusing on the ultimate goal: Safety. We understand that each driving suit that leaves our factory (in the heart of Gasoline Alley in Indianapolis) has the potential to save a life. We also understand that each driver prefers their suit to be built to their exacting standards. With a wealth of driver feedback from all forms of racing, we're constantly refining and upgrading our suits. No driver will have to "tough it out" for multiple heat races and a main or a 500-mile trek through the Baja desert. Though safety and comfort are Impact's main priority, a driving suit is more than a protective cover between a driver and a potential disaster; every driver wants to look their best on the podium. When you look good, we look good, and Impact is dedicated to continuously researching methods to improve our comfort, styling and options to promote the best practices in safety performance. P

EPAULETS

SFI suits: Designed to reduce discomfort when restraint systems are in use, Impact crafts our epaulets with an overlock flat stitching along the shoulder line to improve strength and reduce the pressure points created by race harnesses and frontal head restraints.

FIA suits: In addition to the overlock flat stitching to reduce pressure points, the epaulets on our FIA-approved suits feature a double-stitched and reinforced handle-styling in the event a driver needs to be extracted from a vehicle.

360° ARM GUSSET - FLOATING SLEEVE

The full-custom suit features a full-floating sleeve via a 360° shoulder gusset for maximum comfort and ease of motion. With this gusset, you will have unrestricted movement, especially in the repetitive forward/backward driving position.

OPTIONAL ARM RESTRAINT

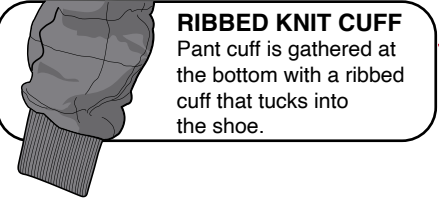
The arm restraint is integrated into the driving suit sleeve for open-wheel and drag racing applications. The built-in arm restraint features all the required hardware and is manufacturer's certified to SFI's 3.3 specification.

LUMBAR/LOWER BACK GUSSET

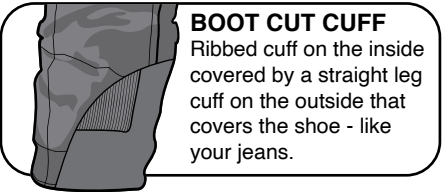
Impact's exclusive back gusset offers unparalleled flexibility allowing for full movement while controlling the suit from riding up in the seated position.

ADJUSTABLE BELT

Infinite adjustment and comfort is possible with our Velcro® closure, standard on all suits.



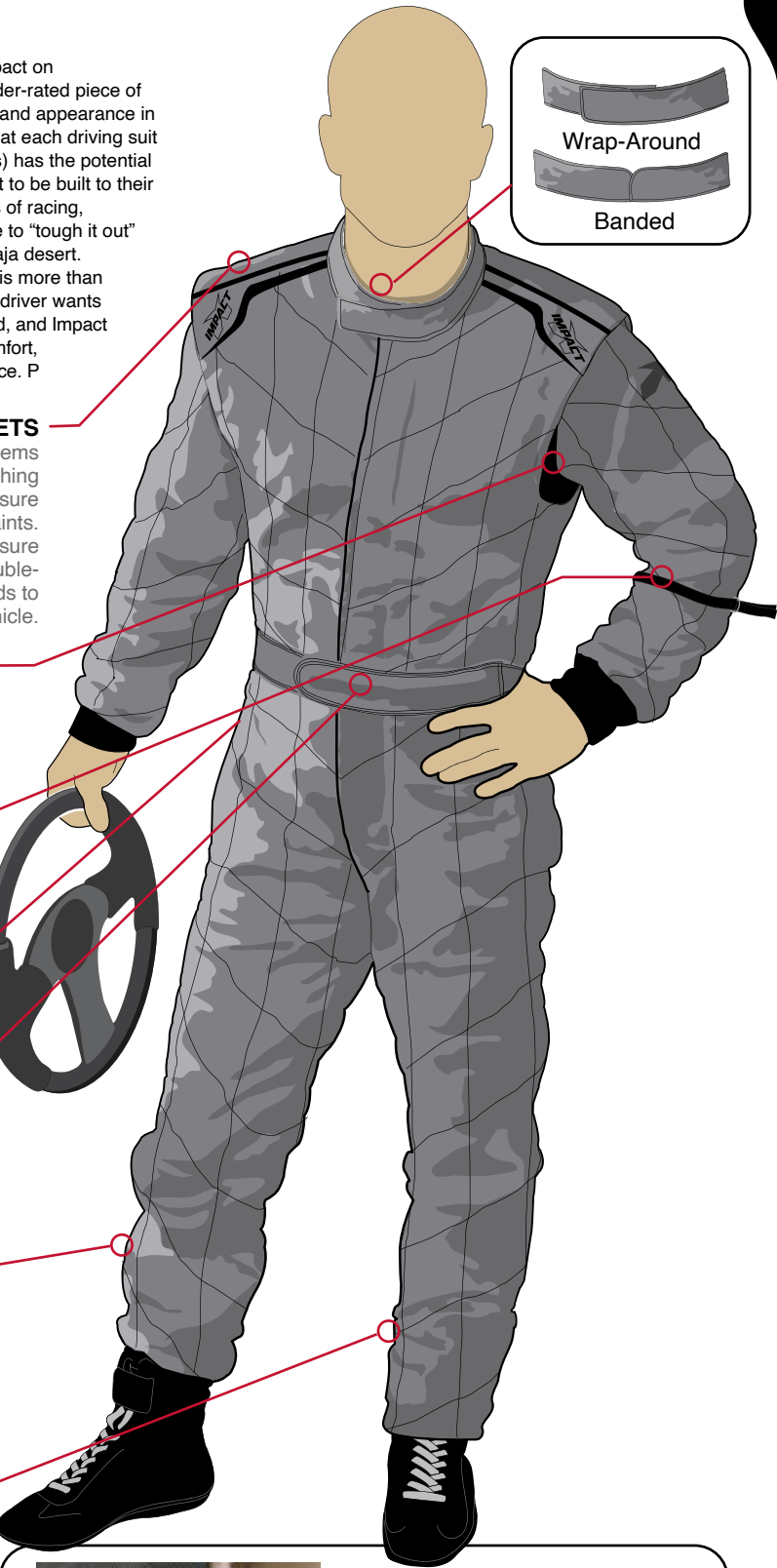
RIBBED KNIT CUFF
Pant cuff is gathered at the bottom with a ribbed cuff that tucks into the shoe.



BOOT CUT CUFF
Ribbed cuff on the inside covered by a straight leg cuff on the outside that covers the shoe - like your jeans.



For drivers competing interna-tionally, Impact offers custom driving and crew suits constructed from our exclusive line of sateen Nomex® and FIA approved to the 8856-2000 homologation standard.



Wrap-Around
Banded



SUIT QUILTING

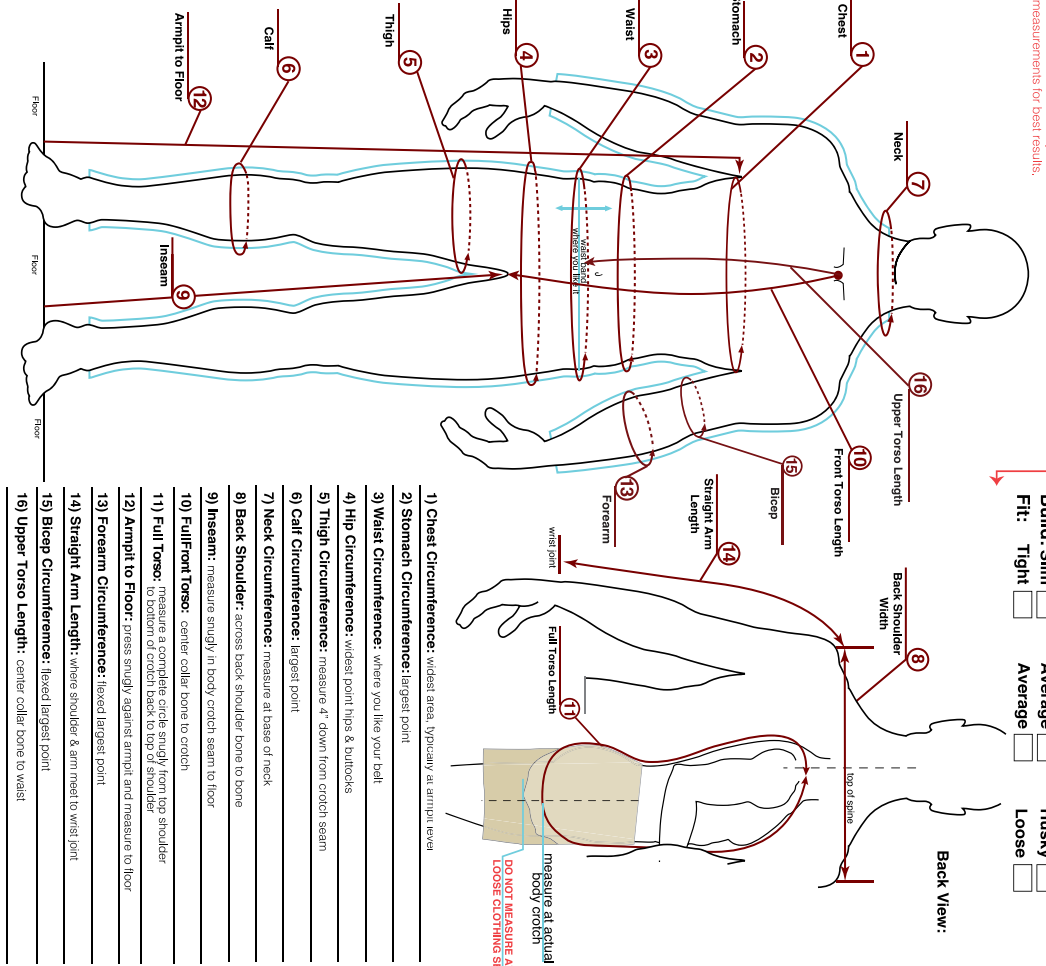
Quilting is standard on all Impact suits two-layers or greater and is available in either a box or V-stitch pattern. The purpose of quilting is to improve air circulation and also transfer heat at a slower rate and with less force and energy. The air pockets created between the quilting and the multiple layers of Nomex provide valuable thermal barriers and delay heat from being transferred to the body as quickly.



Custom Driving Suit Measurement Diagram

Measurements By:
*Fill out form in full - including the area to the right
If you do not fill out this entire form in FULL, there will be delays with your order as we need all this information.
Have someone else take your measurements for best results.

Information: Name: Date:
Address:
Phone:
Email:
Sex: Male ☐ Female ☐ Order #
Height: ft. in. Weight: lbs.
Build: Slim ☐ Average ☐ Husky ☐
Fit: Tight ☐ Average ☐ Loose ☐



- 1) Chest Circumference: widest area, typically at armpit level
- 2) Stomach Circumference: largest point
- 3) Waist Circumference: where you like your belt
- 4) Hip Circumference: widest point hips & buttocks
- 5) Thigh Circumference: measure 4" down from crotch seam
- 6) Calf Circumference: largest point
- 7) Neck Circumference: measure at base of neck
- 8) Back Shoulder: across back shoulder bone to bone
- 9) Inseam: measure snugly in body crotch seam to floor
- 10) Full Torso: center collar bone to crotch
- 11) Full Torso: measure a complete circle snugly from top shoulder to bottom of crotch back to top of shoulder
- 12) Arm pit to Floor: press snugly against armpit and measure to floor
- 13) Forearm Circumference: flexed largest point
- 14) Straight Arm Length: where shoulder & arm meet to wrist joint
- 15) Bicep Circumference: flexed largest point
- 16) Upper Torso Length: center collar bone to waist

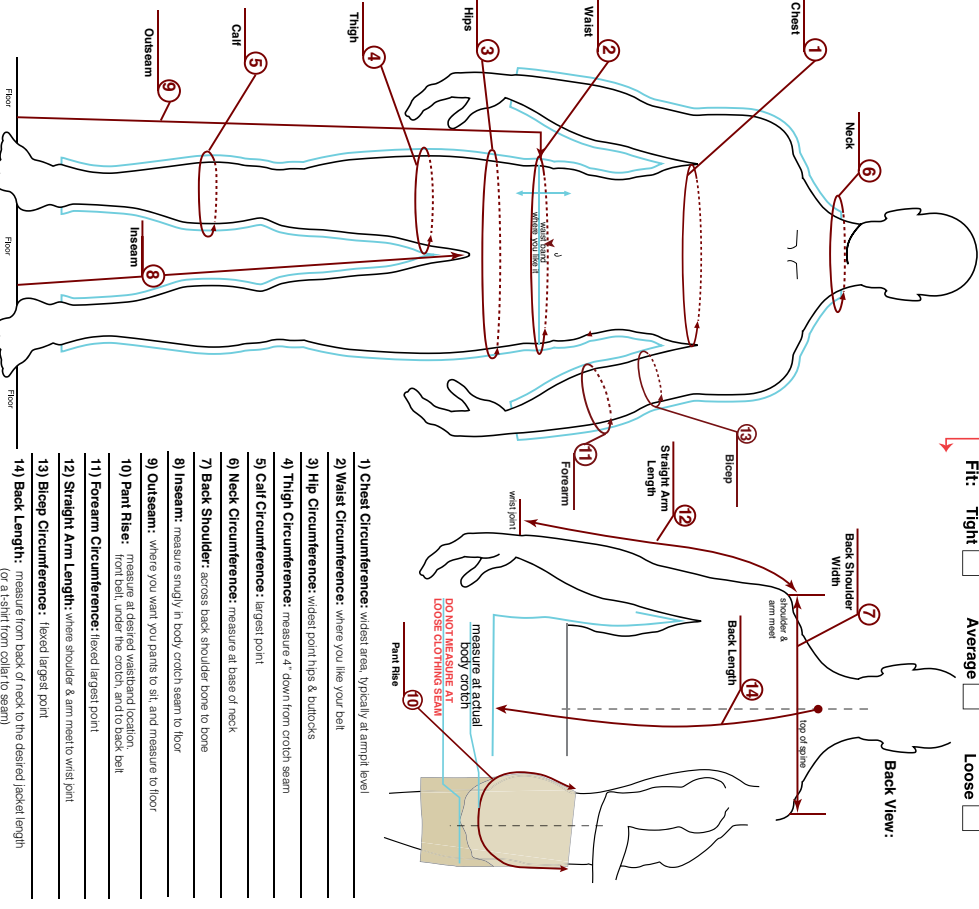
Impact 7991 West 21st Street Indianapolis, IN 46214 [p] 317.852.3067 [f] 317.852.8945 [w] www.impactusa.com [e] sales@impactusa.com
Custom Measurement Form Rev.2022a (04/01/22)



Custom 2pc Driving Suit Measurements

Measurements By:
*Fill out form in full - including the area to the right
If you do not fill out this entire form in FULL, there will be delays with your order as we need all this information.
Measurements should be in inches.
Have someone else take your measurements for best results.

Information: Name: Date:
Address:
Phone:
Email:
Sex: Male ☐ Female ☐ Order #
Height: ft. in. Weight: lbs.
Build: Slim ☐ Average ☐ Husky ☐
Fit: Tight ☐ Average ☐ Loose ☐



- 1) Chest Circumference: widest area, typically at armpit level
- 2) Waist Circumference: where you like your belt
- 3) Hip Circumference: widest point hips & buttocks
- 4) Thigh Circumference: measure 4" down from crotch seam
- 5) Calf Circumference: largest point
- 6) Neck Circumference: measure at base of neck
- 7) Back Shoulder: across back shoulder bone to bone
- 8) Inseam: measure snugly in body crotch seam to floor
- 9) Outseam: where you want you pants to sit, and measure to floor
- 10) Pant Rise: measure at desired waistband location, front belt, under the crotch, and to back belt
- 11) Forearm Circumference: flexed largest point
- 12) Straight Arm Length: where shoulder & arm meet to wrist joint
- 13) Bicep Length: measure from back of neck to the desired jacket length (or a shirt from collar to seam)
- 14) Back Length: measure from back of neck to the desired jacket length

Impact 7991 West 21st Street Indianapolis, IN 46214 [p] 317.852.3067 [f] 317.852.8945 [w] www.impactusa.com [e] sales@impactusa.com
Custom Measurement Form Rev.2022a (04/01/22)

STANDARD CUSTOM SUIT STYLES

Choose one of our "Standard" suit styles when ordering your custom suit, or speak to a sales rep to begin the process to get your very own style.

TIER ONE

TIER TWO

TIER THREE

CUSTOM DRIVER SUITS

PREMIUM ONE OR TWO-PIECE SFI 5/FIA DRIVER SUITS

Imagine entering turn one at the Indianapolis Motor Speedway and hitting 228 mph along the front stretch during the Indy 500, or accelerating to hit 325mph in just under four seconds during a quarter mile run in a Top Fuel Dragster at the Winter Nationals. Picture racing through the deepest trenches of the Baja desert in a state-of-the-art Trophy Truck at 115 mph in the pitch dark, with no assistance in sight for miles and trusting the landscape and obstacles are the same as when you pre-ran that section a few days ago. Now envision competing in these extreme motorsports in uncomfortable and ill-fitting safety equipment. No fun, right?! Extreme racing environments require uniquely designed products to keep your mind focused on the task at hand: Winning. At Impact, we understand how safety, comfort and style need to work together to create a product that not only fits and performs but also looks good too. Our knowledge of driver comfort is why drivers such as IndyCar's Santino Ferrucci and Sage Karam, NASCAR's Martin Truex Jr., Myatt Snider and Jordan Anderson, and off-road racing's Robby Gordon and Rob MacCachren choose Impact. Impact's line of custom handcrafted fire suits are a result of years of professional driver feedback and feature numerous integrated creature comforts. Available in a variety of colors and fabric choices offering the ultimate in flexible, breathable and moisture-wicking comfort, Impact's suits are manufactured in the heart of Gasoline Alley in Indianapolis, Indiana from our exclusive line of Nomex® material imported from Europe. Custom-fitted to your exact measurements and embroidered to include your sponsor's branding and series required logos, your Impact custom suit will not only fit and perform, it will look good on the podium too!

- Custom Suits are available manufacturers' certified to the SFI5 3.2 or 3.4 specification as a one-piece suit, two-piece (jacket and pants), and also as a three-piece suit.
- FIA Approved suits certified to the 8856-2000 homologation are only available as a one-piece suit.



APPROVED

MANUFACTURER: MASTERCRAFT SAFETY
MODEL: CUSTOM LT
HOM. NO. RS.233.13
FIA STANDARD: 8856-2000

CUSTOM FIRESUIT PRICING

Suit Type	SFI Rating	TPP Rating
1-piece / 2-layer	SFI 3.2A/5	Over TPP 19
2-piece / 2-layer	SFI 3.2A/5	Over TPP 19
1-piece / 3-layer	SFI 3.2A/5	Over TPP 28
2-piece / 3-layer	SFI 3.2A/5	Over TPP 28
1-piece / FIA	FIA 8856-2000 & SFI 3.2A/5	Over TPP 19

LIGHTWEIGHT & ULTRALIGHT NOMEMX® FABRIC COLORS



CUSTOM DRAG DRIVER SUITS

PREMIUM ONE OR TWO-PIECE SFI 15/20 DRIVER SUITS

Impact's line of custom hand-crafted fire suits manufacturer certified to the SFI 3.2A/15 and 3.2A/20 specification are specially designed keeping in mind the unique needs of the drag racers competing at this level of motorsports. A result of professional driver feedback from top pros at AB Motorsports, Torrence Racing, Maynard Family Racing, and/or Scrappers, with drivers: Antron Brown, Steve Torrence, Justin Ashley, and Mike Salinas. Impact's line of custom drag suits feature numerous integrated creature comforts such as stretch panel gusseting and floating 360° sleeves and are available in a variety of colors and fabric choices. Impact's suits are manufactured in the heart of Gasoline Alley in Indianapolis, Indiana from our exclusive line of Nomex® materials imported from Europe. Your custom suit will be fitted to your exact measurements and can be embroidered to include your sponsor's branding and series required logos. Available as a one-piece or two-piece (jacket and pants), Impact's line of SFI 3.2A/15 and 3.2A/20 suits offers an unparalleled level of thermal protection, comfort and styling!



CUSTOM DRAG FIRESUIT PRICING

Suit Type	SFI Rating	TPP Rating
1-piece / drag	SFI 3.2A/15	Over TPP 60
2-piece / drag	SFI 3.2A/15	Over TPP 60
1-piece / nitro drag	SFI 3.2A/20	Over TPP 80
2-piece / nitro drag	SFI 3.2A/20	Over TPP 80

LIGHTWEIGHT NOMEMX® FABRIC COLORS



* LTV UPGRADE

Impact now offers all custom drag suits with the option of our LTV material featuring superior thermal performance characteristics thus allowing both the SFI 15 and 20 rated suits to be reduced by a layer, versus our Team Drag suits, while maintaining the same SFI rating and without sacrificing safety. The unsurpassed ply-bias weave of Impact's LTV multi-directional knit material carbonizes under thermal stress and direct flame forming a protective barrier of protection between the heat source and the skin. The unique weaving method of the LTV Nomex® knit also allows for breathable, bi-directional airflow and moisture wicking; even under humid conditions and is the material of choice for Antron Brown and Mike Salinas.

LTV NOMEMX® FABRIC COLORS



CARBON6 2.0™
PREMIUM ONE-PIECE SFI 5 DRIVER SUIT

Impact's Carbon6 suit blends exceptional form and function with many of the must-have attributes commonly found only in custom suits. Integrating parabolic design with a unique woven carbon fiber inspired accent fabric, Impact is proud to offer the Carbon6 as our most comfortable and advanced off-the-shelf suit yet! With emphasis on driver comfort, Impact incorporated breathable anatomical stretch paneling in strategic areas for increased range of motion providing a superior performance fit. Handcrafted from lightweight Nomex® fabric, the Impact Carbon6 features V-stitch quilting for exceptional thermal performance. Deep inset pockets and bootcut cuffs finish this exclusive two-layer SFI 3.2A/5 rated suit.

Adult Sizes: S/M/L/XL/2X
Colors: Black w/Red, Black w/Blue, Black w/Gray

SFICOMPLIANT
SPEC 3.2A/5

MADE IN THE
USA

SIZE	BLACK W/RED	BLACK W/GRAY	BLACK W/BLUE
ONE-PIECE SUIT - SMALL	23001307	23001313	23001306
ONE-PIECE SUIT - MEDIUM	23001407	23001413	23001406
ONE-PIECE SUIT - LARGE	23001507	23001513	23001506
ONE-PIECE SUIT - EXTRA LARGE	23001607	23001613	23001606
ONE-PIECE SUIT - XXL	23001707	23001713	23001706

WRAP AROUND COLLAR
For ease of use and comfort.

360 ARM GUSSETS
For ease of movement and range of motion in the arm and shoulder area.

CARBON FIBER
Woven carbon fiber inspired accent fabric.

LIGHTWEIGHT NOMEX®
Hand crafted from lightweight nomex®.

V-STITCH QUILTING
Modern designed V-Stitch quilting for exceptional thermal performance.

STRETCH REAR GUSSET
For increased range of motion.

360° BELT
For a more refined fit.

BOOT CUT CUFF
Ribbed cuff on the inside covered by a straight leg cuff on the outside that covers the shoe - like your jeans.



PHENOM DS 2.0™
PREMIUM ONE-PIECE FIA/SFI 5 DRIVER SUIT

Impact announces its newest driving suit, the Phenom DS. The Phenom DS, 2-layer suit blends European styling with Made in the USA craftsmanship to achieve a stylish, comfortable suit. Hand-crafted from lightweight sateen Nomex® the Phenom DS is both FIA homologated, and certified to the SFI 3.2-A/5 specification. This allows the suit to be used in more series than conventional FIA homologated, or SFI certified only suits. The Impact Phenom DS also features V-stitch quilting for exceptional thermal performance; a 180 degree belt, and inset pockets for superior comfort! Available in Sizes Small to 3XL, in Black with Red accents, Black with Blue Accents, Black with Grey accents, and Grey with Black accents.

SFICOMPLIANT
SPEC 3.2A/5

MADE IN THE
USA

FIA APPROVED

MANUFACTURER: MASTERCRAFT
MODEL: CUSTOM LT
HOM. NO. RS.233.13
FIA STANDARD: 8856-2000

SIZE	BLACK W/RED	BLACK W/GRAY	BLACK W/BLUE	DARK GRAY w/ BLACK
ONE-PIECE SUIT - SMALL	25216307	25216313	25216306	25216308
ONE-PIECE SUIT - MEDIUM	25216407	25216413	25216406	25216408
ONE-PIECE SUIT - LARGE	25216507	25216513	25216506	25216508
ONE-PIECE SUIT - EXTRA LARGE	25216607	25216613	25216606	25216608
ONE-PIECE SUIT - XXL	25216707	25216713	25216706	25216708
ONE-PIECE SUIT - XXXL	25216807	25216813	25216806	25716808

360 ARM GUSSETS
For ease of movement and range of motion in the arm and shoulder area.

180° BELT
For ease of use and comfort.

V-STITCH QUILTING
Modern designed V-Stitch quilting for exceptional thermal performance.

FIA RATED NOMEX®
Hand crafted from lightweight FIA Rated nomex®.

STRETCH REAR GUSSET
For increased range of motion.

BOOT CUT CUFF
Ribbed cuff on the inside covered by a straight leg cuff on the outside that covers the shoe - like your jeans.

WRAP AROUND COLLAR
For ease of use and comfort.



PHENOM FS 2.0™

FEMALE PREMIUM ONE-PIECE FIA/SFI 5 DRIVER SUIT

The immensely popular Phenom suit is now available in women's sizing. Utilizing women's specific patterns, the suits feature enhanced comfort for female wearers. The Phenom FS, 2-layer suit blends European styling with Made in the USA craftsmanship to achieve a stylish, comfortable suit. Hand-crafted from lightweight sateen Nomex® the Phenom FS is both FIA homologated, and certified to the SFI 3.2-A/5 specification. This allows the suit to be used in more series than conventional FIA homologated, or SFI certified only suits. The Impact Phenom FS also features V-stitch quilting for exceptional thermal performance; a 180 degree belt, and a special inseam gusset for superior comfort. The Phenom FS suit also features inset pockets for a tailored look.



APPROVED

MADE IN THE
USA

MANUFACTURER: MASTERCRAFT
MODEL: CUSTOM LT
HOM. NO. RS.233.13
FIA STANDARD: 8856-2000

SIZE	BLACK W/RED	BLACK W/GRAY	BLACK W/BLUE	DARK GRAY w/ BLACK
ONE-PIECE SUIT - SMALL	25316307	25316313	25316306	25316308
ONE-PIECE SUIT - MEDIUM	25316407	25316413	25316406	25316408
ONE-PIECE SUIT - LARGE	25316507	25316513	25316506	25316508
ONE-PIECE SUIT - EXTRA LARGE	25316607	25316613	25316606	25316608
ONE-PIECE SUIT - XXL	25316707	25316713	25316706	25316708
ONE-PIECE SUIT - XXXL	25316807	25316813	25316806	25316808

360 ARM GUSSETS

For ease of movement and range of motion in the arm and shoulder area.

180° BELT

For ease of use and comfort.

V-STITCH QUILTING

Modern designed V-Stitch quilting for exceptional thermal performance.

FIA RATED NOMEX®

Hand crafted from lightweight FIA Rated nomex®.

FEMALE STRETCH GUSSETS

Side and crotch gussets for better fitting to the female form.

BOOT CUT CUFF

Ribbed cuff on the inside covered by a straight leg cuff on the outside that covers the shoe - like your jeans.

WRAP AROUND COLLAR

For ease of use and comfort.



THE RACER 2.0™

ONE OR TWO-PIECE SFI 5 DRIVER SUIT

The Racer has been a popular mainstay in the Impact suit lineup for years. For 2023, the Racer 2.0 features a new epaulet to create a fresh look while maintaining the comfort and value that has made the Racer so popular. Featuring a two-tone, European design that complements a variety of racecar liveries, the Racer 2.0 is the ideal option for anyone wanting a budget-friendly, two-layer lightweight, Nomex® SFI 3.2A/5 rated driving suit. Constructed from semi-gloss Nomex® fabric, the Impact Racer2.0 offers all of the features found in the original Racer suit, such as: anatomical stretch paneling along the lower back, 360° full-floating arm gussets, boot-cut cuffs and extra deep inset pockets. The box quilting also offers valuable additional seconds of thermal protection from heat transfer. Available as One-piece or Two-piece. Adult Sizes: S/M/L/XL/2X/3X Colors: Black, Black w/Red, Black w/Blue, Black w/Gray



SIZE	BLACK W/RED	BLACK W/GRAY	BLACK W/BLUE	ALL BLACK
ONE-PIECE SUIT - SMALL	24222307	24222313	24222306	24222310
ONE-PIECE SUIT - MEDIUM	24222407	24222413	24222406	24222410
ONE-PIECE SUIT - LARGE	24222507	24222513	24222506	24222510
ONE-PIECE SUIT - EXTRA LARGE	24222607	24222613	24222606	24222610
ONE-PIECE SUIT - XXL	24222707	24222713	24222706	24222710
ONE-PIECE SUIT - XXXL	24222807	24222813	24222806	24222810
JACKET ONLY - SMALL	22522307	22522313	22522306	22522310
JACKET ONLY - MEDIUM	22522407	22522413	22522406	22522410
JACKET ONLY - LARGE	22522507	22522513	22522506	22522510
JACKET ONLY - EXTRA LARGE	22522607	22522613	22522606	22522610
JACKET ONLY - XXL	22522707	22522713	22522706	22522710
JACKET ONLY - XXXL	22522807	22522813	22522806	22522810
PANTS ONLY - SMALL	23322307	23322313	23322306	23322310
PANTS ONLY - MEDIUM	23322407	23322413	23322406	23322410
PANTS ONLY - LARGE	23322507	23322513	23322506	23322510
PANTS ONLY - EXTRA LARGE	23322607	23322613	23322606	23322610
PANTS ONLY - XXL	23322707	23322713	23322706	23322710
PANTS ONLY - XXXL	23322807	23322813	23322806	23322810



BANDED COLLAR

For ease of use and comfort.

BOX STITCH QUILTING

Box stitch quilting for exceptional thermal performance.

STRETCH REAR GUSSET

For increased range of motion.

BOOT CUT CUFF

Ribbed cuff on the inside covered by a straight leg cuff on the outside that covers the shoe - like your jeans.

360 ARM GUSSETS

For ease of movement and range of motion in the arm and shoulder area.

180° BELT

For ease of use and comfort.



THE AXIS 2.0™

ONE-PIECE SFI 5 DRIVER SUIT

Like its namesake Axis Shoes and Gloves, the Impact Axis suit was designed with the value minded racer in mind. Manufactured from Fire Rated, 100% Aramidic fabric, the Axis suit is rated to the SFI 3.2-A/5 standard making it legal for competition in most series and classes. The Aramidic fabric makes for an extremely lightweight and breathable suit at this price range. And unlike the typical Proban™ treated cotton suits in this price range, the fire rating cannot be “washed out”. This means the suit could provide many more years of protection.

Available in standard colors of: All Black, Black/Red, Black/Blue, Black/Grey. Also available as a special order item in: Black/Pink, Black/Neon Green, Black/Safety Yellow, Black/White at an additional charge (allow 2 weeks for delivery)

SFI COMPLIANT
SPEC 3.2A/5

MADE IN THE
USA

SIZE	BLACK W/RED	BLACK W/GRAY	BLACK W/BLUE	ALL BLACK
ONE-PIECE SUIT - SMALL	23018307	23018313	23018306	23018310
ONE-PIECE SUIT - MEDIUM	23018407	23018413	23018406	23018410
ONE-PIECE SUIT - LARGE	23018507	23018513	23018506	23018510
ONE-PIECE SUIT - EXTRA LARGE	23018607	23018613	23018606	23018610
ONE-PIECE SUIT - XXL	23018707	23018713	23018706	23018710
ONE-PIECE SUIT - XXXL	23018807	23018813	23018806	23018810



AXIS CUSTOM FABRIC COLORS



BANDED COLLAR
For ease of use and comfort.

360 ARM GUSSETS
For ease of movement and range of motion in the arm and shoulder area.

180° BELT
For ease of use and comfort.

BOX STITCH QUILTING
Box stitch quilting for exceptional thermal performance.

ELASTIC
In rear waistband for comfort.

BOOT CUT CUFF
Ribbed cuff on the inside covered by a straight leg cuff on the outside that covers the shoe - like your jeans.

THE PADDOCK™

ONE OR TWO-PIECE SFI 5 DRIVER SUIT

Impact's Paddock suit is the ideal choice for the budget-minded pit crew or driver. Featuring the same excellent fitment and style that Impact is famous for, the Paddock is manufactured from three layers of flame-retardant treated cotton and surpasses the SFI 3.2A/5 standard. The multi-layer quilted construction adds valuable seconds of protection against direct flame and heat transfer while adding durability and comfort. Offered with a boot cut pant leg and available as a one-piece overall or two-piece jacket and pant combo, the Paddock suit is available in all black in sizes ranging from small to 3XL.

Adult Sizes: S/M/L/XL/2X/3X

Colors: Black Only

SFI COMPLIANT
SPEC 3.2A/5

SIZE	ALL BLACK
ONE-PIECE SUIT - SMALL	21100310
ONE-PIECE SUIT - MEDIUM	21100410
ONE-PIECE SUIT - LARGE	21100510
ONE-PIECE SUIT - EXTRA LARGE	21100610
ONE-PIECE SUIT - XXL	21100710
ONE-PIECE SUIT - XXXL	21100810
JACKET ONLY - SMALL	21110310
JACKET ONLY - MEDIUM	21110410
JACKET ONLY - LARGE	21110510
JACKET ONLY - EXTRA LARGE	21110610
JACKET ONLY - XXL	21110710
JACKET ONLY - XXXL	21110810
PANTS ONLY - SMALL	21120310
PANTS ONLY - MEDIUM	21120410
PANTS ONLY - LARGE	21120510
PANTS ONLY - EXTRA LARGE	21120610
PANTS ONLY - XXL	21120710
PANTS ONLY - XXXL	21120810



WRAP AROUND COLLAR
For ease of use and comfort.

BOX STITCH QUILTING
Box stitch quilting for exceptional thermal performance.

180° BELT
For ease of use and comfort.

ELASTIC
In rear waistband for comfort.

BOOT CUT CUFF
Ribbed cuff on the inside covered by a straight leg cuff on the outside that covers the shoe - like your jeans.

MINI-RACER™

ONE OR TWO-PIECE SFI 5 JUNIOR DRIVER SUIT

Using the same fabrics and sharing many of the features of the Racer 2020 adult suits, Impacts new Mini Racer suits will satisfy even the most discerning youth racer in your family. Available in 4 color choices, the stylish suits are available in All Black, Black with Blue Trim, Black with Red Trim, and Black with Grey Trim. The 360° full floating arm gussets and stretch knit back gusset allow for maximum mobility, while the built in SFI 3.3 Spec arm restraints make the suits ideal for Junior Dragster, Quarter Midget, and Trophy Kart competition, as well as many others. The inset pant pockets offer storage for personal items off-track. Available as a one-piece suit, or a two-piece (jacket and pants) version, the suit is certified to the SFI 3.2/A-5 specification. Available in youth Sizes: S/M/L/XL.



SIZE	BLACK W/RED	BLACK W/GRAY	BLACK W/BLUE	ALL BLACK
ONE-PIECE SUIT - YOUTH SMALL	21410307	21410313	21410306	21410310
ONE-PIECE SUIT - YOUTH MEDIUM	21410407	21410413	21410406	21410410
ONE-PIECE SUIT - YOUTH LARGE	21410507	21410513	21410506	21410510
ONE-PIECE SUIT - YOUTH XL	21410607	21410613	21410606	21410610



360° ARM GUSSETS
For ease of movement and range of motion in the arm and shoulder area.

180° BELT
For ease of use and comfort.

BANDED COLLAR
For ease of use and comfort.

BOX STITCH QUILTING
Box stitch quilting for exceptional thermal performance.

BUILT-IN ARM RESTRAINTS
Built-in 3.3 Spec arm restraints.

RIBBED KNIT CUFF
Ribbed cuff on the outside.



JUNIOR UNDERWEAR

ARAMID UNDERWEAR

Providing valuable additional seconds of heat and thermal protection, Impact's fire retardant underwear is manufactured from our line of ImpactMax II Nomex. Soft yet durable, our Nomex® undergarments are hand-crafted with a flat interlock stitch to minimize pressure points, while providing cooling comfort through the use of our exclusive moisture-wicking interlock knit charcoal gray material.



STYLE/SIZE	GRAY - IMPACTMAX II
LONG SLEEVE TOP - JUNIOR SMALL	78900313
LONG SLEEVE TOP - JUNIOR MEDIUM	78900413
LONG SLEEVE TOP - JUNIOR LARGE	78900513
LONG SLEEVE TOP - JUNIOR EXTRA LARGE	78900613
LONG BOTOMS - JUNIOR SMALL	78910313
LONG BOTOMS - JUNIOR MEDIUM	78910413
LONG BOTOMS - JUNIOR LARGE	78910513
LONG BOTOMS - JUNIOR EXTRA LARGE	78910613



TF20 + TA15 DRAG SUITS

TWO-PIECE SFI 15/20 DRAG DRIVER SUIT

The ALL NEW TA15 and TF20 suits are the lightest off the shelf SFI 15 and 20 compliant suits we have ever offered. Utilizing the latest in ImpactMax-UL textile technology, Impact's newest drag suits are an astounding 40% lighter than our previous offerings. The result is a lighter, breathable layup offering maximum comfort. Impact's TA15 and TF20 suits feature floating 360° arm gussets allowing for maximum flexibility, v-stitch box quilting for improved thermal protection, and include sewn-in arm restraints. The suits also feature a breathable moisture wicking inner liner for cooling comfort. The TA15 is certified compliant to the SFI 3.2A/15 specification, and the TF20 is certified compliant to the SFI 3.2A/20 specification. Adult Sizes: S/M/L/XL/2X/3X

Colors: Black
Available as a One-Piece or Two-Piece Suit



SIZE	SFI 15	SFI 20
JACKET ONLY - SMALL	29301310	29601310
JACKET ONLY - MEDIUM	29301410	29601410
JACKET ONLY - LARGE	29301510	29601510
JACKET ONLY - EXTRA LARGE	29301610	29601610
JACKET ONLY - XXL	29301710	29601710
JACKET ONLY - XXXL	29301810	29601810
PANTS ONLY - SMALL	29401310	29701310
PANTS ONLY - MEDIUM	29401410	29701410
PANTS ONLY - LARGE	29401510	29701510
PANTS ONLY - EXTRA LARGE	29401610	29701610
PANTS ONLY - XXL	29401710	29701710
PANTS ONLY - XXXL	29401810	29701810
ONE-PIECE - SMALL	29222310	29522310
ONE-PIECE - MEDIUM	29222410	29522410
ONE-PIECE - LARGE	29222510	29522510
ONE-PIECE - EXTRA LARGE	29222610	29522610
ONE-PIECE - XXL	29222710	29522710
ONE-PIECE - XXXL	29222810	29522810

360° ARM GUSSETS
For ease of movement and range of motion in the arm and shoulder area.

WRAP AROUND COLLAR
For ease of use and comfort.

BUILT-IN ARM RESTRAINTS
Built-in 3.3 Spec arm restraints.

V-STITCH QUILTING
Modern designed V-Stitch quilting for exceptional thermal performance.

**SFI 15 (TA SUIT)
SFI 20 (TF SUIT)**
SFI 15 or 20 Rated Nomex®.

BOOT CUT CUFF
Ribbed cuff on the inside covered by a straight leg cuff on the outside that covers the shoe - like your jeans.



DRAG GLOVE ON PAGE 66
DRAG FOOTWEAR ON PAGE 75



FUELER APRON

Designed to repel fluids, protect from fueling spills and guard against flare-ups in the pits, Impact's Fueler Apron is manufacturer's certified to comply with the SFI 52.1 specification and is constructed from a heavy-duty fire-retardant material. Featuring adjustable quick-clip neck and knee straps, Impact's Fueler Apron offers a customized and individual fit regardless of size and also offers extended leg coverings for additional thermal protection.

71200908

SFI COMPLIANT
SPEC 52.1

MADE IN THE
USA



**NEW
PRODUCT**

FUELER APRON 2

Designed to repel fluids, protect from fueling spills and guard against flare-ups in the pits, Impact's Fueler Apron is manufacturer's certified to comply with the SFI 52.1 specification and is constructed from a heavy-duty fire-retardant material. Featuring adjustable quick-clip neck and knee straps, Impact's Fueler Apron offers a customized and individual fit regardless of size.

71202911

SFI COMPLIANT
SPEC 52.1

MADE IN THE
USA



IMPACT CUSTOM CREW APPAREL

DYE-SUB SHIRTS

Promote your team and sponsors while portraying a professional and uniform appearance with Impact's dye-sublimated crew apparel. Only limited by your imagination, virtually any design can be transferred onto our high-quality shirts! Impact's talented art department will custom-design your apparel to match your title and co-title sponsor's branding, your driving suit design or whatever you have in mind. The Impact custom dye-sublimated apparel is also an ideal choice for non-race activities such as corporate and charity events, sports teams and company sales staff.

Manufactured from a choice of our popular lightweight micro-fiber, flatback breathable mesh or denier textured polyester, the Impact crew shirts also feature options such as an inset front pocket, standard or mandarin collar, and are available as a full button-down closure or quarter zip pull-over.

Minimum order: 5

Youth Sizes: S/M/L

Men's and Ladies Sizes: XS/S/M/L/XL/XXL 3X/4X/5X available for an additional \$21 charge per shirt.

*An up-front non-refundable artwork charge of \$75 will be collected by Impact.
Upon approval of artwork, Impact will apply a \$75 credit towards the shirt order.



CUSTOM ARTWORK

Contact your Impact sales representative to get started on your custom-designed shirt. Our sales professionals will walk you through artwork and design ensuring a seamless order process. Impact's talented art department will custom-design your apparel to match your title and co-title sponsor's branding, your driving suit design, or whatever vision you have in mind.

Advantages of Dye-Sublimation Textile Printing Methods:

- Designs, graphics and colors are only limited by the imagination
- Photograph quality printing; without the use of special techniques
- Images and designs can be printed over the entire item
- Images are permanent and can be washed
- Small minimum order amount (five) and fast turn-around

Dye Sublimation Process:

After the artwork process is finalized and approved, the desired design is reverse printed onto a coated transfer-paper using specially formulated pigment suspended liquid inks. The design is then transferred onto the fabric using a high temperature, high pressure heat press which turns the paper's ink into a gas, permeating the material and permanently solidifying the design into the fabric's fibers.

Options:
Inset Chest Pocket
Snap-Down Collar



CREW HELMETS ON PAGE 28



EVERY SECOND COUNTS

Whether you are in the heat of the battle and setting up your car for the next turn, or fueling a driver coming into a pit, a fire can happen when you least expect it. Your driving or crew suit may be the first line of protection against heat transfer and flame, but the typical two layer fire suit only provides about 8-10 seconds of protection against a second degree burn. While this amount of time may seem like forever, when you are in the "heat of the moment," fluid soaked suits can become sweltering. Fire-retardant undergarments are a second line of defense providing an additional layer of insulation against direct flame and thermal transfer. Impact highly suggests the use of fire-retardant undergarments including balaclavas, socks, and long-sleeve shirts and pants, even if these items are not required by your sanctioning body.

ION UNDERWEAR

ARAMID SFI 3.3/FIA UNDERWEAR

The ION line of Nomex® base layers provide the highest level of breathability, comfort and protection. The ION uses a seamless construction with ultra-soft stretchable material. The ION line is manufactured of varying woven materials in specific areas to provide a more comfortable driving experience. A thin stretch Nomex® for the upmost range of motion, without bunching up, and a double perforated Nomex® for increased breathability. The minimal seams are stitched flat with thin specialized thread for added comfort. This si compression underwear and fits a little tighter than our normal underwear. The ION line is SFI 3.3/5 approved. Available in Black only.

SFI COMPLIANT
SPEC 3.3

STYLE/SIZE	BLACK
LONG SLEEVE TOP - EXTRA SMALL/SMALL	78100309
LONG SLEEVE TOP - MEDIUM/LARGE	78100509
LONG SLEEVE TOP - EXTRA LARGE/XXL	78100709
LONG SLEEVE TOP - XXXL	78100809
LONG BOTTOMS - EXTRA SMALL/SMALL	78110309
LONG BOTTOMS - MEDIUM/LARGE	78110509
LONG BOTTOMS - EXTRA LARGE/XXL	78110709
LONG BOTTOMS - XXXL	78110809



ION BALACLAVAS

ARAMID SFI 3.3/FIA HEAD SOCKS

The ION line of Nomex® base layers provide the highest level of breathability, comfort and protection. The ION uses a seamless construction with ultra-soft stretchable material. The ION line is manufactured of varying woven materials in specific areas to provide a more comfortable driving experience. A thin stretch Nomex® for the upmost range of motion, without bunching up, and a double perforated Nomex® for increased breathability. The minimal seams are stitched flat with thin specialized thread for added comfort. The ION line is SFI 3.3/5 approved. Available in Black only.

SFI COMPLIANT
SPEC 3.3

STYLE	BLACK
SINGLE-EYE	74300908

DRIVER/CREW UNDERWEAR

ARAMID SFI 3.3 UNDERWEAR

Gain valuable additional seconds of heat and thermal protection with the use of Impact's fire retardant base layer manufactured from our line of lightweight ImpactMAX soft-knit aramid fabric and available in a natural white or charcoal gray. Our soft yet durable fire retardant underwear is form fitting and hand-crafted with a flat interlock stitch to minimize pressure points while providing cooling comfort through the use of our exclusive moisture-wicking Aramid fabric. Available in long sleeve tops and full-length pants, Impact's works perfectly under any driving or crew suit and provides an additional layer of valuable protection.

Adult Sizes: XS/S/M/L/XL/2X/3X

• Also available in Junior Sizes for the aspiring racer in your household! See page 52.

SFI COMPLIANT
SPEC 3.3

STYLE/SIZE	WHITE - IMPACTMAX	GRAY - IMPACTMAX II
LONG SLEEVE TOP - EXTRA SMALL	78400209	78700213
LONG SLEEVE TOP - SMALL	78400309	78700313
LONG SLEEVE TOP - MEDIUM	78400409	78700413
LONG SLEEVE TOP - LARGE	78400509	78700513
LONG SLEEVE TOP - EXTRA LARGE	78400609	78700613
LONG SLEEVE TOP - XXL	78400709	78700713
LONG SLEEVE TOP - XXXL	78400809	78700813
LONG BOTTOMS - EXTRA SMALL	78500209	78800213
LONG BOTTOMS - SMALL	78500309	78800313
LONG BOTTOMS - MEDIUM	78500409	78800413
LONG BOTTOMS - LARGE	78500509	78800513
LONG BOTTOMS - EXTRA LARGE	78500609	78800613
LONG BOTTOMS - XXL	78500709	78800713
LONG BOTTOMS - XXXL	78500809	78800813



SOCKS

ARAMID SFI 3.3 SOCKS

Manufactured from a plush-knit Aramid fabric and reinforced with Kevlar® thread, our ImpactMAX socks provide valuable additional seconds of heat and flame resistant protection and feature a flat-seam interlock construction to reduce pressure points and enhance comfort.

Available in Natural White and Black

SFI COMPLIANT
SPEC 3.3

SIZE	NATURAL	BLACK
MEDIUM	79000410	79999410
LARGE	79000510	79999510



TRANSITIONAL BALACLAVAS

ARAMID SFI 3.3 HEAD SOCKS

Impact Racing, Inc. introduces an industry first transitional balaclava. The patent pending design allows for full or partial coverage use to meet sanctioning body requirements while allowing the bottom portion of the balaclava to be easily pulled down to facilitate eating, drinking or to render first aid. The Impact Transition balaclava not only provides thermal transfer protection, it also meets most sanctioning body and municipality guidelines for face coverings to prevent the spread of COVID-19. Manufactured from our proprietary ImpactMAX soft knit, aramid fiber fabric, Impact Transition balaclavas are handcrafted with flat seam interlocking stitching for enhanced comfort. Available in natural white, or charcoal grey, and certified compliant to SFI 3.3. Made in the USA! One size fits all.

SFI COMPLIANT
SPEC 3.3



STYLE	WHITE - IMPACTMAX	GRAY - IMPACTMAX II
-------	-------------------	---------------------

SINGLE-EYE	74400909	74400913
------------	----------	----------

BALACLAVAS

ARAMID SFI 3.3 HEAD SOCKS

Available with a single or double-eye port, the Impact balaclava not only provides direct heat and thermal transfer protection for the face and neck, it also provides additional protection against smoke and fume inhalation. Manufactured from moisture wicking soft-knit Aramid fabric and handcrafted with a flat-seam interlocking stitch for enhanced comfort, the Impact balaclava is available in both Natural White and Charcoal Gray. One size fits all.

SFI COMPLIANT
SPEC 3.3



STYLE	WHITE - IMPACTMAX	GRAY - IMPACTMAX II
-------	-------------------	---------------------

SINGLE-EYE	74000909	74000913
------------	----------	----------

DUAL-EYE	74100909	74100913
----------	----------	----------







PHENOM TS™ GLOVE

PREMIUM SFI 3.3/5 DRIVER GLOVE

Based on the highly regarded Alpha glove, Impact's new Phenom TS glove adds the convenience of touch screen technology. Featuring Italian-inspired design and innovation, the Impact Phenom TS glove offers the ultimate in driver comfort and technology. Designed with a unique parabolic pre-curved finger pattern and single piece palm, the construction of the Phenom TS glove reduces bunching in the finger and palm area. The Impact Phenom TS glove also features a completely external seam construction reducing pressure points and abrasion while the elastic zig-zag gauntlet closure ensures the gloves stay comfortably in place. Featuring a lightweight fire-retardant Ultra-Grip treatment, the Impact Phenom TS glove provides superior steering wheel grip. The Impact Phenom TS glove uses state of the art Touch Screen technology and is compatible with most modern touch screen devices.

Adult Sizes: S/M/L/XL Colors: Black

SFI COMPLIANT
SPEC 3.3/5

SIZE	BLACK
SMALL	31100310
MEDIUM	31100410
LARGE	31100510
EXTRA LARGE	31100610



TOUCH SCREEN

State of the art touch screen technology compatible with most modern touch screen devices.

ULTRA-GRIP

For improved grip on the steering wheel.

ZIG-ZAG GAUNTLET

Ensures the gloves stay in place.

PRE-CURVED FINGERS

Anatomically correct pre-curved fingers.

EXTERNAL SEAMS

Reduces pressure points and abrasion.

ALPHA™

PREMIUM SFI 3.3/5 DRIVER GLOVE

Featuring Italian-inspired design and innovation, the Impact Alpha glove offers the ultimate in driver comfort and technology. Designed with a unique parabolic pattern and single piece palm, the construction of the Alpha Glove eliminates troublesome seams and fabric bunching from the palm area. The Impact Alpha also includes a completely external seam construction reducing pressure points and abrasion, while the elastic zig-zag gauntlet closure ensures the gloves stay comfortably in place. Featuring our exclusive lightweight fire-retardant Ultra-Grip treatment and anatomically correct pre-curved patterning on the fingers, the Impact Alpha glove provides superior steering wheel grip, even during the most extreme racing environments.

Adult Sizes: S/M/L/XL

Colors: Black/White/Neon Yellow/Red, White and Blue

SFI COMPLIANT
SPEC 3.3/5

SIZE	BLACK	WHITE	NEON YELLOW	AMERICAN FLAG
SMALL	39000310	39000309	39000305	39000311
MEDIUM	39000410	39000409	39000405	39000411
LARGE	39000510	39000509	39000505	39000511
EXTRA LARGE	39000610	39000609	39000605	39000611



ZIG-ZAG GAUNTLET

Ensures the gloves stay in place.

ULTRA-GRIP

For improved grip on the steering wheel.

EXTERNAL SEAMS

Reduces pressure points and abrasion.

PRE-CURVED FINGERS

Anatomically correct pre-curved fingers.

AXIS™
PREMIUM SFI 3.3/5 DRIVER GLOVE

The Impact Axis glove features a comfort-fit palm with suede insert panels for the ultimate in driver comfort and steering wheel grip. The Impact Axis glove also includes external seam construction, reducing pressure points and abrasion while the elastic zig-zag gauntlet closure ensures the gloves stay comfortably in place. Adult Sizes: S/M/L/XL/XXL
Colors: Black Only

SIZE	BLACK
SMALL	35500310
MEDIUM	35500410
LARGE	35500510
EXTRA LARGE	35500610
XXL	35500710

SFI COMPLIANT
SPEC 3.3/5

SUEDE INSERTS
Ultimate comfort and steering wheel grip.

EXTERNAL SEAMS
Reduces pressure points and abrasion.

ZIG-ZAG GAUNTLET
Ensures the gloves stay in place.



G6™
SFI 3.3/5 DRIVER GLOVE

Manufactured from soft-knit fire retardant aramid fiber, Impact's G6 glove features ¼ finger seams for a perfect fit and optimal steering wheel input. Internal stitch construction and form-fitting suede inserts offer superior grip while the elastic zig-zag gauntlet closure ensure the gloves stay comfortably in place providing maximum protection against flame and heat transfer. Adult Sizes: S/M/L/XL/XXL
Colors: Black Only

SFI COMPLIANT
SPEC 3.3/5

SIZE	BLACK
SMALL	34200310
MEDIUM	34200410
LARGE	34200510
EXTRA LARGE	34200610
XXL	34200710

SEUDE INSERTS
Form fitting suede insterts.

ZIG-ZAG GAUNTLET
Ensures the gloves stay in place.



MINI-AXIS™
PREMIUM SFI 3.3/5 JUNIOR DRIVER GLOVE

The Impact Mini Axis features many of the same features as its larger counterpart including soft-knit Nomex® construction and zig-zag gauntlet closure ensuring the gloves stay comfortably in place over the driving suit. Sized specifically for junior hands, the Mini Axis gloves also offer suede insert panels for superior steering wheel grip. Junior Sizes: S/M/L/XL
Colors: Black Only

SFI COMPLIANT
SPEC 3.3/5

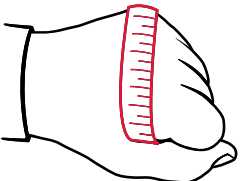
SIZE	BLACK
SMALL	38500310
MEDIUM	38500410
LARGE	38500510
EXTRA LARGE	38500610

JUNIOR GLOVE SIZING

SIZE	SMALL	MEDIUM	LARGE	EXTRA LARGE
Measurement (in)	6"	6.5"	7"	7.5"
Measurement (cm)	15.25	16.5	17.75	19

ADULT GLOVE SIZING

SIZE	EXTRA SMALL	SMALL	MEDIUM	LARGE	EXTRA LARGE	XXL
Measurement (in)	6.5" - 7.5"	7.5" - 8.5"	8.5" - 9.5"	9.5" - 10.5"	10.5" - 11.5"	11.5" - 12.5"
Measurement (cm)	16.5 - 19	19 - 21.5	21.5 - 24	24 - 26.5	26.5 - 30	30 - 33
European Size	8	9	10	11	12	13



To find your glove size, measure around the largest part of your hand over the knuckles while making a fist, excluding your thumb.

REDLINE DRAG GLOVE™

PREMIUM SFI 3.3/20 DRIVER DRAG GLOVE

Innovation, technology and design have come together to create Impact's newest drag glove offering both comfort and performance. Designed specifically for the drag-strip and featuring superior fire protection with its SFI rating of 3.3/20 and a TPP of over 100, the Impact Redline glove offers an anatomically correct pre-formed shape and suede insert panels on the palm and fingers allow maximum comfort and grip. The zig-zag elastic gauntlet ensures the gloves stay comfortably in place over the fire suit.

Adult Sizes: S/M/L/XL/2X
Colors: Black Only

SFI COMPLIANT
SPEC 3.3/20

SIZE	BLACK
SMALL	37500310
MEDIUM	37500410
LARGE	37500510
EXTRA LARGE	37500610
XXL	37500710

SUEDE PALM AND INSERTS
Ultimate comfort and steering wheel grip.

ZIG-ZAG GAUNTLET
Ensures the gloves stay in place.

HOOK AND LOOP STRAP
For a better fitting glove and security against flame/heat.



KEVLAR GLOVE

Impact's Kevlar underglove was designed to be used as an extra layer of protection as required by some sanctioning bodies. The glove is also useful for working on hot engines. One size fits all.

35200000







PHENOM RS™ SHOE 2.0

SFI 3.3/5 DRIVER SHOE

The Phenom RS was developed using feedback from Impact's professional drivers who expressed a need for a comfortable lightweight driving shoe suitable for all track conditions, including dirt and mud. Featuring a very soft, tanned calf leather exterior, the Phenom RS provides the ultimate in comfort, while resisting mud and dirt build up. Using our next generation, preformed anatomic sole made of pure lightweight rubber; the Phenom RS provides an incredible driver/vehicle interface experience. The Velcro® strap closure and Speed Laces ensure the ultimate in support and adjustability, and the Achilles stretch panel greatly enhances mobility and comfort. The Phenom RS is available in Black or White, in US sizes ranging from Men's 7 to 13. The Phenom is both FIA homologated, and SFI approved.

Colors: Black/White

SFI COMPLIANT
SPEC 3.3/5

SIZE	BLACK	WHITE
7	45107010	45107008
8	45108010	45108008
8 1/2	45108510	45108508
9	45109010	45109008
10	45110010	45110008
10 1/2	45110510	45110508
11	45111010	45111008
11 1/2	45111510	45111508
12	45112010	45112008
13	45113010	45113008

EU SIZE	USA SIZE
39	7
40	8
41	8.5
42	9
43	10
44	10.5
45	11
46	11.5
47	12
48	13



TANNED CALF LEATHER
High-quality tanned calf leather.

HOOK AND LOOP CLOSURE
For support and adjustability.



ACHILLES STRETCH PANEL
Enhances mobility and comfort.

SPEED LACES
For support and adjustability.

RUBBER SOLE
Next-generation, preformed anatomic rubber sole.

ALPHA™ SHOE

SFI 3.3/5 DRIVER SHOE

The Alpha is Impact's premier mid-top racing shoe featuring a distinctive grooved racing sole for precise pedal control and maximum comfort. Manufactured from an ultra-plush aramid interior and durable yet soft and easy-to-clean exterior, the Alpha is engineered to withstand direct flame and heat transfer. Designed using lightweight materials, the form-fitting anatomical construction of the Impact Alpha footwear offers exceptional pedal response and maximum range of motion.

Colors: Black Only

SFI COMPLIANT
SPEC 3.3/5

SIZE	
7	40007010
8	40008010
8 1/2	40008510
9	40009010
10	40010010
10 1/2	40010510
11	40011010
11 1/2	40011510
12	40012010
13	40013010



GROOVED SOLE
Distinctive grooves sole for precise pedal control.

MID-TOP DESIGN
Premiere mid-top shoe.

LIGHTWEIGHT MATERIALS
Ultra-plush aramid interior and soft exterior.



AXIS™ SHOE

SFI 3.3/5 DRIVER SHOE

The Axis line of footwear is Impact's affordable high-top solution ideal for most complements of motorsports and is the perfect choice for every environment from the drag strip and dirt track to the treacherous conditions of Baja. Designed with Impact's exclusive high-grip fluted sole, the Axis shoe offers superior cooling and optimized pedal precision. Reinforced side panels protect high-abrasion areas and the interior is finished with a fire retardant lining for improved safety and comfort. Adjustable hook and loop ankle strap closure ensure the laces remain in place while also providing a customized fit. Colors: Black Only

SFI COMPLIANT		
SPEC 3.3/5		

SIZE	
7	41007010
7 1/2	41007510
8	41008010
8 1/2	41008510
9	41009010
9 1/2	41009510
10	41010010
10 1/2	41010510
11	41011010
11 1/2	41011510
12	41012010
12 1/2	41012510
13	41013010

HOOK AND LOOP CLOSURE
For support and adjustability.

MID-TOP DESIGN
Premiere mid-top shoe.

REINFORCED SIDE PANELS
Protect high-abrasion areas.

RUBBER SOLE
Anatomic rubber sole for excellent pedal feel.



SFI 3.3/20 NITRO DRAG SHOE

SFI 3.3/20 DRIVER SHOE

Introduced in 2017, Impacts SFI 3.3/20 shoe quickly became the standard for the ultimate in drag racing footwear protection. Upping the ante for 2020, Impact introduces the Nitro Drag shoe. Ideal for nitro and alcohol-powered racecars, the Nitro Drag is constructed with supple calf-skin leather outer, and an ultra-plush meta-aramid interior. In addition, the Nitro Drag is almost 20% lighter than its predecessor. The new, ultra-thin oil-resistant and anti-static sole also makes for the ultimate in driver/vehicle interface, providing superior pedal feel and control. The Nitro Drag also offers a deep Achilles cut-out for maximum range of motion and finishes with a hook and loop ankle strap for greater support. This is one SFI 3.3/20 rated shoe you will not want to take off! Available in Black, US men's sizes 7-13.

SFI COMPLIANT		
SPEC 3.3/20		

SIZE	LEATHER
7	49207010
8	49208010
8.5	49208510
9	49209010
10	49210010
10.5	49210510
11	49211010
11.5	49211510
12	49212010
13	49213010

THIN OIL-RESISTANT SOLE
New ultra-thin, oil-resistant and anit-static sole.

20% LIGHTER
20% lighter than it's predecessor.

HIGH-TOP DESIGN
Premiere high-top shoe.

HOOK AND LOOP CLOSURE
For support and adjustability.









GENESYS II™
FIBERGLASS SEAT

Utilizing advanced aerospace manufacturing technology, the new Genesys II seat is the lightest fiberglass seat we've ever produced. The technology, utilizing advanced negative displacement technology, allows for greater consistency while eliminating unnecessary weight. The result is a seat that is 30% lighter than its predecessor, while maintaining superior tensile and compressive properties. The Genesys II also features integrated structural reinforcement panels in areas subjected to torsional stress to ensure strength under load. The Genesys II is compatible with all multi-point restraint systems Impact offers, and is FIA Homologated.

Sized to meet the needs of most drivers, the Genesys II utilizes shoulder harness guides positioned to fit a wide range of drivers. Suitable for drivers with waist measurements up to 36", the removable bolster padding can be removed for a semi-custom fit. The channels created by the removable cushions also allow for increased airflow. Deep bolstering and shoulder support provide comfort and containment. Upholstered with heavy-duty, tear-resistant fabric, the seat cover is fire retardant. Standardized side mounting locations for easy retrofitting into cockpits already set up for side mounted seats.

60000004



- Light-weight Fiberglass Monocoque Construction
- Shoulder Support & Deep Bolster for Enhanced Containment
- Four, Five, Six Point Harness Compatible
- Frontal Head Restraint Compatible
- Ideally Suited for Taller/Larger Drivers
- Heavy-Duty, Tear Resistant & Fire Retardant Fabric



HS-1™
CARBON FIBER HARDSHELL RACE SEAT

Impact's HS-1 is a top-of-the-line performance seat purposely engineered to withstand torsional stress and abuses commonly associated with off-road competition. Constructed from 100% epoxy-reinforced infused carbon fiber, the Impact HS-1 features an embedded single-piece laser cut and drilled mounting bracket providing continuously connected support, strength, and rigidity. Precision alignment of the restraint and mount openings is achieved through 5-axis CNC trimming. This extraordinary level of craftsmanship ensures uniformity throughout the seat resulting in the repeatable accuracy chassis builders and prep crews value. The HS-1's lightweight ergonomic design is a product of CAD engineering coupled with real world input from renowned chassis builders and racers. Finished with fire retardant high resiliency foam for superior energy attenuation, the Impact HS-1 offers improved comfort and support over competitive seats on the market. Upholstered with a non-slip and heavy-duty 300,000 double-rub abrasion and fire resistant fabric specially engineered to endure the extreme abuses of Baja, the HS-1 is the ideal balance of rugged and refined. Black only, replacement seat covers and cushions are readily available.

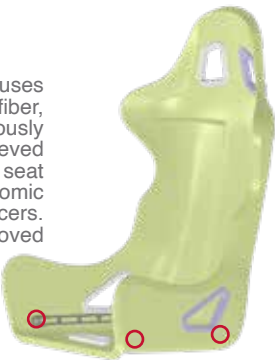
- Infused Carbon Fiber with Epoxy Reinforcement
- 5-Axis CNC Trimmed for Precision Restraint and Mount Alignment
- Single-Piece Laser-Cut and Drilled Mounting Bracket
- Fire Retardant, High Resiliency Foam for Enhanced Energy Attenuation
- Non-Slip, Abrasion Resistant and Fire Retardant Upholstery
- Includes Anti-Sub and Lap Seat Belt Slots
- Hip Containment: 14-inches

MADE IN THE USA

	ALL BLACK
STANDARD HEIGHT	60000001
3" TALLER	60000002

REPLACEMENT PARTS	
REPLACEMENT SEAT COVER (Std Height Seat)	61000001
REPLACEMENT SEAT COVER (3" Taller Seat)	61000002
REPLACEMENT LOWER CUSHION	61000003
REPLACEMENT UPPER CUSHION	61000004
SHOULDER BELT OPENING RINGS	61000005
LAP BELT OPENING RINGS	61000006

* Replacement Seat Covers Include Cushions and Replacement Trim Pieces.

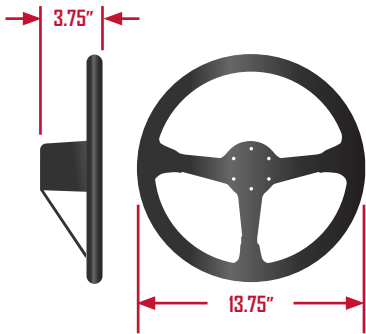


The seat mount openings for the HS-1 are precisely drilled on a 5-axis CNC providing for a consistently patterned installation for accurate mounting. The single-piece laser cut and drilled mounting bracket is fully integrated and bonded with the seat resulting in improved torsional strength as well as mount holes and weld nuts that maintain a continuous tolerance and do not wallow out over time.

GRIP™
COMPETITION STEERING WHEEL

Impact's new Grip steering wheel is designed to improve steering input and comfort for superb driving precision. Wrapped in suede, with a diameter of 13.75-inch and a 3.75-inch deep dish, the Grip has a yellow stripe for quick visual identification of center.

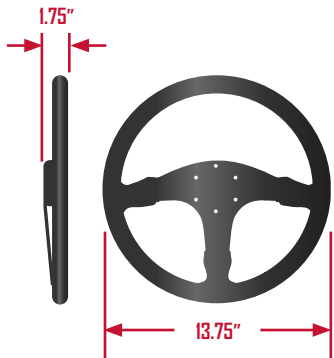
62000000



STELVIO™
COMPETITION STEERING WHEEL

Impact's Stelvio steering wheel is designed to improve grip and comfort for superb driving precision. Wrapped in suede, with a diameter of 13.75-inch and 1.75-inch dish depth, the Stelvio is suited for all styles of racing.

62000001



QUICK RELEASE ADAPTER

COMPETITION STEERING WHEEL MOUNT

Impact's quick release steering wheel mount is made from high quality aluminum and is CNC milled to provide a "zero play" connection. The Impact quick release allows for quick removal of Impact's Grip or Stelvio steering wheels when coupled with one of Sparco's 6-bolt steering wheel adapters.


62100000

UTV ADAPTER

UTV STEERING WHEEL MOUNT

Impact's quick release steering wheel mount is made from high quality aluminum and is CNC milled to provide a "zero play" connection. Our steering hub adapter welds directly to the steering column shaft, and easily mounts to a 6-bolt Impact steering wheel.

62100001



BATTERY SWITCH

With a removable key, Impact's battery cutoff switch allows for security, while complying with most sanctioning body rules that require battery cutoff switches that are externally accessible.

62001002



BUTTON/HORN ADAPTER

Impact's single and dual switch panels are designed to be sandwiched between our Stelvio and Grip steering wheels and our quick release adapter.

	ALL BLACK
SINGLE BUTTON	62001000
DOUBLE BUTTON	62001001







RESTRAINT INFORMATION

Racing harnesses play a critical role in the overall safety of a race car. The purpose of a racing restraint is to contain the occupant in the seat, while dispersing the deceleration forces across the more substantial areas of the body in order to minimize injury during a crash.

There are many different options for racing harnesses depending on the complement of motorsports and the chassis the restraints are being installed into. Five point harnesses have long been the accepted norm for many forms of motorsports (especially in grassroots racing), however as race cars get faster and the crashes more dynamic, many of the racing sanctions are requiring six and seven point restraints.

Impact offers a variety of options and restraint configurations to meet your racing needs. If you do not see your particular restraint system listed, simply give us a call and we can custom-build your restraints to your needs.

**2-INCH WEBBING

Recent research on the topic of two-inch versus three-inch restraints has arrived at an interesting finding. Two-inch lap belts are a more appropriate option for most body types as they rest in the hip pocket better than three-inch lap belts. The wider three-inch webbing has to contort to be pulled down into the hip pocket. Three-inch webbing also has the tendency to 'ride-up' or fold over the top of the Iliac Crest (top of the hip bone). As a result, there is actually less webbing coverage of this area with a standard three-inch lap belt, and the belts are more difficult to get adequately tightened.

The Iliac Crest is the curved ridge at the top of the Ilium. The Ilium, together with the Pubis, and Ischium forms the Coxal, or "hip bone". The hip bones are the largest component of the Pelvis. Each hip bone then joins the corresponding Femur to form the primary connection between the lower limb and axial skeleton. This area of the body which is commonly referred to as the "hip pocket" is generally most capable of withstanding force. It is important for the lap belts to fit low and as tightly and comfortably into this area of the body as possible.

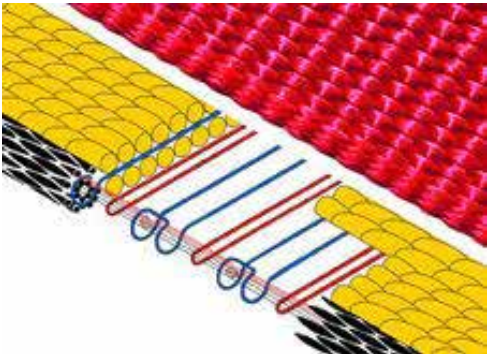
Put simply, the narrower two-inch lap belts fit more optimally into this area, allowing drivers to adjust the lap belts up to nearly two-inches tighter. A tighter fit on the lap belt allows for the pelvis to be pulled down into the seat for greater retention and containment. Another benefit is that the impact loads to the pelvis are mitigated sooner reducing the impact loads that travel up the chest. The more movement in the pelvis there is, the greater the chance for chest and neck injuries. In addition to greater containment within the seat, tighter lap belts also reduce the chance of submarining.

When utilizing two-inch lap belts, Impact strongly recommends investing in restraint sets meeting the 16.5 or 16.6 SFI specifications. These two specific standards require a micro-slip test and a greatly increased breaking strength/elongation assessment over that of the 16.1 and 16.2 specifications. This is important, as when reducing the restraint hardware from a three-inch to a two-inch adjuster, there is approximately 1/3rd less webbing coverage to 'catch' within the adjuster. Therefore, there is a greater chance that the webbing could 'slip' too much through the hardware during an "event". The 16.1 and 16.2 specifications do not include an adjuster/webbing micro-slip test as part of the standard.

ABOUT POLYESTER WEBBING

The quality of the webbing used in any racing harness is a tremendously vital component and is just as important as the hardware in the overall performance and integrity of the system. Impact manufactures all of our restraints from polyester webbing due to its ability to handle a force more evenly and under a higher load with less stretching. Polyester also offers improved UV-resistance and is less susceptible to environmental degradation factors such as humidity.

- High Abrasion Resistance
- Increased Strength over Nylon
- Less Elongation (stretching) Under Load
- Resistant to Ultra-Violet Light
- Resistant to Rot and Mildew
- Offers Improved Color Fasting
- Poly Stretches 5 - 15% of Original Length Under 2500 lbs. of Load (Nylon Stretches 20 - 30% of Original Length Under 2500 lbs. of Load)



**RESTRAINT INSTALLATION AND USE

One of the most common concerns Impact observes in the field is improper restraint mounting and installation. Incorrectly mounted belts can potentially cause pelvic injuries, spinal compression, and chest, and neck injuries. The SFI Foundation developed a Seat Belt Installation Guide that is a tremendous resource for the proper installation and mounting of restraints. This guide can be found on the SFI Foundation and Impact websites.

Many racers make the mistake of 'over-cinching' their shoulder harnesses and unfortunately, this practice could create issues such as loading and spinal compression. The shoulder belts are only meant to keep a racer held 'back' into their seat and should not be over-tightened to the point of compressing the spine. Racers should be tightening the lap belt as much as possible (have a crewmember assist, if needed) since this is the belt that should be doing all the work in the event of a crash or rollover. Incorrect mounting of the lap and anti-sub or negative G belts could result in submarining or pelvic rotation causing tremendous injury to pelvis, chest, and neck. Additionally, improperly mounted shoulder harnesses could result in spinal compression or the frontal head restraint device not working optimally with the restraints.



CHOOSING YOUR SET OF BELTS?
STEP ONE - LAP BELT CHOICES



INTEGRATED ADJUSTER CAMLOCK

Impact delivers on all promises of delivering the most comfortable, easy to tighten restraint on the market. Featuring integrated adjusters at the Cam-Lock end, Impact's newest Cam-Lock restraints solve the issue of adjuster placement and ease of tightening.



STANDARD CAMLOCK

Impact's lightweight Standard camlock mechanism features a recessed quick-release rotation lever.



STANDARD LATCH & LINK

Impact's Latch and Link hardware is constructed from hardened steel for strength and reliability and features our exclusive matte black finish



ROTARY CAMLOCK

Impact's Rotary camlock mechanism is precision CNC-machined and features a no-snag faceplate design to prevent inadvertent disengagement.

*Standard on Quarter Midget and Off-Road series restraints.



INTEGRATED LATCH & LINK

The Integrated latch & link lap belts feature the webbing length adjusters integrated into both the latch-side and the link-side attachment hardware creating a belt-centering, center-pull system.

RESTRAINT INFORMATION

INDIVIDUAL

U-TYPE

V-TYPE

TRANSITION

FHR DEVICE READY
(3-inch webbing sewn over to 2-inch width)

STEP TWO - SHOULDER BELT CHOICES

STEP THREE - ANTI-SUB BELT CHOICES

5-POINT
(One Anti-Sub Belt)

6-POINT
(Two Anti-Sub Belts)

7-POINT
(Three Anti-Sub Belts)

* 6-POINT FORMULA
(Two Anti-Sub Belts)

* 7-POINT FORMULA
(Three Anti-Sub Belts)

All Impact anti-sub belts include three-bar hardware for adjustment to the fixed length of the belt.

On Formula-style restraints, the anti-sub straps are routed through D-rings sewn onto the lap belts eliminating the sub straps from interfering with the driver's legs and pelvis providing increased comfort. Formula sub belt systems are only available with camlock belt configurations.

The anti-sub belt(s) play a critical role in the overall effectiveness of a restraint system. The purpose of the anti-sub belt(s) is to maintain the position of the lap belt; ensuring it stays low and tight on the pelvis during an accident and keeps the body from sliding below the lap belt. Containing the pelvis and minimizing the incidence of submarining also reduces the resultant impact load to the head, neck and chest. When the pelvis and body is appropriately contained the deceleration forces are dispersed across the more substantial areas of the body, reducing the incidence of injury.

FORMULA SUBS

RATCHET STYLE ADJUSTER

Available as an option on any of the Impact 3-inch SFI 16.1 restraint sets, Impact's Ratchet adjuster is manufactured from a heat-treated chromoly steel and features a double locking mechanism for added safety. The ratcheting mechanism can be specified for either left or right side use and features a bolt-in installation on the mechanism side while the opposing side features the standard three-bar wrap or bolt-in option (available with clip-in installation as well). The ratcheting mechanism replaces one of the standard lap adjusters (left or right, depending on your preference) allowing the belt to be quickly and easily tightened without the need for outside crew assistance. Impact's ratchet style adjuster is only available with the purchase of a complete set of restraints. The ratcheting system will not be sold individually or with the purchase of a lap belt only. The mechanism uses a 1/4-inch drive ratchet (not included).

BOLT-IN WITH 3-BAR

All Restraint Systems feature Bolt-In end hardware and also include a 3-bar adjuster for wrap installation. Clip-in end hardware available as an option.

END HARDWARE

Impact offers additional end hardware options if your installation requires something other than the standard Bolt-in ends. Sold as individual pieces or can be specified on your custom restraint order.

QSR ADJUSTER

Offered standard on all Impact shoulder harnesses, our QSR adjuster offers quick and easy adjustment by simply flipping up the lever and pulling down on the shoulder harness end.



Bolt-in
50000021



Clip-in
50000031



3-Bar (wrap)
2-Inch 50000011
3-Inch 50000011



Eye-Bolt
50000041



CUSTOMER FAVORITE RESTRAINTS



SFI COMPLIANT SPEC 16.1	SFI COMPLIANT SPEC 16.5	SFI COMPLIANT SPEC 16.6
----------------------------	----------------------------	----------------------------

STOCK CAR RESTRAINTS

2-INCH x 2-INCH CAMLOCK FORMULA

16.6 CUSTOM RESTRAINTS

Manufacturer Certified to SFI 16.6.

2-inch Lap x 2-inch Indiv. Shoulders - SFI 16.6 *includes Bolt-In Ends and Three-Bar for Wrap	7 Point Only
Custom Made per Order	(A) 50007000
Custom Made per Order	50008000

* Sewn to length, requires custom measurements

TOP FUEL/NITRO RESTRAINTS

Impact's Nomex covered restraints are the choice of drag champions, Tony Schumacher, Antron Brown and Matt Hagan. The 2-inch webbing** offers superior containment as it seats into the natural crest of the hip-bone more naturally and works in harmony with the 7-point formula style set-up to reduce submarining.

2-INCH x 2-INCH CAMLOCK RESTRAINTS w/NOMEX®

Manufacturer Certified to SFI 16.5.

2-inch Lap x 2-inch Indiv. Shoulders - SFI 16.5 *includes Nomex® Covering & Bolt-In Ends and Three-Bar for Wrap	7 Point Formula
Pull-Up Both Laps (adjuster on right and left side)	(B) 58362229

DIRT TRACK RESTRAINTS

Impact's 2-inch dirt-track style restraints are the belt of choice for championship Sprint and Midget Car racer, Jerry Coons, Jr. Featuring Impact's exclusive lightweight matte-black hardened steel latch-and-link hardware and polyester 2-inch webbing, these restraints can withstand a full season of dirt-track abuse.

2-INCH x 2-INCH LATCH & LINK RESTRAINTS

Manufacturer Certified to SFI 16.1.

2-inch Lap x 2-inch Indiv. Shoulders - SFI 16.1 *includes Bolt-In Ends and Three-Bar for Wrap	5 Point
Pull-Down Left Lap; Fixed Right Lap (adjuster only on left side)	(C) 51115222

OFF-ROAD & DESERT RACING RESTRAINTS

Impact's 3-into-2-inch transition harnesses with our Ratchet Adjuster are the restraints of choice for off-road racing champions such as Robby Gordon and Rob MacCachren. Featuring frontal head restraint device ready shoulder harnesses and a ratchet adjuster, these off-road racing belts provide ease of adjustment throughout the race.

3-INCH x 3 into 2-INCH TRANSITION LATCH & LINK RESTRAINTS w/RATCHET ADJUSTER

Manufacturer Certified to SFI 16.1.

3-inch Lap x 3-inch to 2-inch Transition Indiv. Shoulders - SFI 16.1 *includes Clip-In Ends and Three-Bar for Wrap	5 Point
Pull-Down Both Laps (adjuster on right and left side) Ratchet Adjuster on Left Side	(D) 53115239
Pull-Down Both Laps (adjuster on right and left side) Ratchet Adjuster on Right Side	53111239



(A) 57349226 Shown

SFI 16.5 OFF-ROAD RESTRAINTS
Manufacturer Certified to the SFI 16.5 Specification

SFI COMPLIANT
SPEC 16.5

2-INCH x 2-INCH INTEGRAL ADJUSTER CAMLOCK
16.5 CUSTOM RESTRAINTS

Manufacturer Certified to SFI 16.5.

2-inch Lap x 2-inch Indiv. Shoulders; Integ Adjuster Camlock *includes Bolt-In Ends and Three-Bar for Wrap	5 Point
Pull-Down Both Sides (adjusters on both sides)	(A) 57349226

2-INCH x 2-INCH INTEGRAL ADJUSTER CAMLOCK
16.5 CUSTOM RESTRAINTS

Manufacturer Certified to SFI 16.5.

2-inch Lap x 2-inch Indiv. Shoulders; Integ Adjuster Camlock *includes Snap-In Ends and Three-Bar for Wrap	5 Point
Pull-Down Both Sides (adjusters on both sides)	57349926

SFI 16.1 SPORTSMAN SERIES RESTRAINTS
Manufacturer Certified to the SFI 16.1 Specification

SFI COMPLIANT
SPEC 16.1

Impacts new Sportsman Series restraints were developed for the budget minded racer. Featuring Polyester webbing and silver-zinc plated hardware for reliability, Impacts new Sportsman Series Restraints have many of the same features as our Racer Series Restraints at a lower price. Utilizing traditional knurled-roller adjusters at all four adjustment points for the upmost in simplicity and reliability, the Sportsman Series Restraints are the perfect solution for budget recreational, or competition builds. Available in 3X3, and 2X2 inch webbing versions, in Bolt-In, or Snap-In configurations. Bolt-in versions come with Bolt-In ends pre-assembled at all 5-points, and Snap-In versions include (4) Snap-in ends which are easily swapped for the pre-installed Bolt-In ends (Eye-bolts available separately). All Impact Sportsman Series Restraints are manufacturer certified to the SFI Foundation 16.1 standard. *Impact Sportsman Series Restraints are not eligible for Impacts re-webbing program.



(A) 53119222 Shown

(A) 53119111 Shown

2-INCH x 2-INCH LATCH & LINK RESTRAINTS

Manufacturer Certified to SFI 16.1.

2-inch Lap x 2-inch Indiv. Shoulders: Latch and Link *includes Bolt-In or Snap-In Ends Three-Bar for Wrap	5 Point
Pull-Down Both Sides (adjusters on both sides - Bolt-In)	(A) 53119222
Pull-Down Both Sides (adjusters on both sides - Snap-In)	53119229

3-INCH x 3-INCH LATCH & LINK RESTRAINTS

Manufacturer Certified to SFI 16.1.

3-inch Lap x 23-inch Indiv. Shoulders; Latch and Link *includes Snap-In Ends and Three-Bar for Wrap	5 Point
Pull-Down Both Sides (adjusters on both sides - Bolt-In)	(A) 53119111
Pull-Down Both Sides (adjusters on both sides - Snap-In)	53119119

PRO SERIES CAMLOCK RESTRAINTS
Manufacturer Certified to the SFI 16.5 Specification

SFI COMPLIANT
SPEC 16.5



3-INCH x 3-INCH
CAMLOCK RESTRAINTS

Manufacturer Certified to SFI 16.5.

3-inch Lap x 3-inch Indiv. Shoulders; Camlock - SFI 16.5 *includes Bolt-In Ends and Three-Bar for Wrap	5 Point	6 Point	7 Point Formula
Pull-Down Right Lap; Fixed Left Lap (adjuster only on right side)	55342116	55352116	55362116
Pull-Up Right Lap; Fixed Left Lap (adjuster only on right side)	56342116	56352116	(A) 56362116

3-INCH x 3 into 2-INCH TRANSITION
CAMLOCK RESTRAINTS

Manufacturer Certified to SFI 16.5.

2-inch Lap x 3-inch to 2-inch Transition Indiv. Shoulders - SFI 16.5 *includes Bolt-In Ends and Three-Bar for Wrap	6 Point	7 Point Formula
Pull-Down Right Lap; Fixed Left Lap (adjuster only on right side)	55352236	55362236
Pull-Up Right Lap; Fixed Left Lap (adjuster only on right side)	56352236	(B) 56362236

2-INCH x 2-INCH FORMULA
CAMLOCK RESTRAINTS

Manufacturer Certified to SFI 16.5.

2-inch Lap x 2-inch Indiv. Shoulders - SFI 16.5 *includes Bolt-In Ends and Three-Bar for Wrap	7 Point Formula
Pull-Down Right Lap; Fixed Left Lap (adjuster only on right side)	55362226
Pull-Up Right Lap; Fixed Left Lap (adjuster only on right side)	(C) 56362226

2-INCH x 2-INCH
CAMLOCK RESTRAINTS

Manufacturer Certified to SFI 16.5.

2-inch Lap x 2-inch Indiv. Shoulders - SFI 16.5 *includes Bolt-In Ends and Three-Bar for Wrap	6 Point
Pull-Down Right Lap; Fixed Left Lap (adjuster only on right side)	55352226
Pull-Up Right Lap; Fixed Left Lap (adjuster only on right side)	(D) 56352226



PRO SERIES LATCH & LINK RESTRAINTS
Manufacturer Certified to the SFI 16.5 Specification

SFI COMPLIANT
SPEC 16.5



3-INCH x 3-INCH
LATCH & LINK RESTRAINTS

Manufacturer Certified to SFI 16.5.

3-inch Lap x 3-inch Indiv. Shoulders; Latch & Link - SFI 16.5 *includes Bolt-In Ends and Three-Bar for Wrap	5 Point	6 Point
Pull-Down Right Lap; Fixed Left Lap (adjuster only on right side)	(A) 51112116	51122116
Pull-Up Right Lap; Fixed Left Lap (adjuster only on right side)	53653711	52122116

2-INCH x 2-INCH
LATCH & LINK RESTRAINTS

Manufacturer Certified to SFI 16.5.

2-inch Lap x 2-inch Indiv. Shoulders; Latch & Link - SFI 16.5 *includes Bolt-In Ends and Three-Bar for Wrap	5 Point	6 Point
Pull-Down Right Lap; Fixed Left Lap (adjuster only on right side)	(B) 51112226	51122226
Pull-Up Right Lap; Fixed Left Lap (adjuster only on right side)	52112226	52122226

3-INCH x 3 into 2-INCH TRANSITION
LATCH & LINK RESTRAINTS

Manufacturer Certified to SFI 16.5.

3-inch Lap x 3-inch to 2-inch Transition Indiv. Shoulders - SFI 16.5 *includes Bolt-In Ends and Three-Bar for Wrap	5 Point	6 Point
Pull-Down Right Lap; Fixed Left Lap (adjuster only on right side)	51112326	(C) 51123226
Pull-Up Right Lap; Fixed Left Lap (adjuster only on right side)	52112326	52123226





(A) 58351111 Shown

RACER SERIES CAMLOCK RESTRAINTS

Manufacturer Certified to the SFI 16.1 Specification

SFI COMPLIANT
SPEC 16.1

3-INCH x 3-INCH CAMLOCK RESTRAINTS

Manufacturer Certified to SFI 16.1.

3-inch Lap x 3-inch Indiv. Shoulders; Camlock - SFI 16.1 *includes Bolt-In Ends and Three-Bar for Wrap	5 Point	6 Point
Pull-Down Both Laps (adjuster on right and left side)	57341111	57351111
Pull-Up Both Laps (adjuster on right and left side)	58341111	(A) 58351111

3-INCH x 3into2-INCH TRANSITION CAMLOCK RESTRAINTS

Manufacturer Certified to SFI 16.1.

3-inch Lap x 3-inch to 2-inch Transition Indiv. Shoulders - SFI 16.1 *includes Bolt-In Ends and Three-Bar for Wrap	5 Point	6 Point
Pull-Down Both Laps (adjuster on right and left side)	57341231	57351231
Pull-Up Both Laps (adjuster on right and left side)	(B) 58341231	58351231

(B) 58341231 Shown



(C) 55346661 Shown

QUARTER MIDGET & JUNIOR DRAG SERIES RESTRAINTS

Manufacturer Certified to the SFI 16.1 Specification

SFI COMPLIANT
SPEC 16.1

JUNIOR CAMLOCK RESTRAINTS

Manufacturer Certified to SFI 16.1.

Lap x Individual Shoulders; CAM - SFI 16.1 *includes Bolt-In Ends and Three-Bar for Wrap	5 Point
Pull-Down Right Lap; Fixed Left Lap (adjuster only on right side)	(C) 55346661
Pull-Up Right Lap; Fixed Left Lap (adjuster only on right side)	56346661
Pull-Down Both Laps (adjuster on right and left side)	57346661
Pull-Up Both Laps (adjuster on right and left side)	58346661

JUNIOR LATCH & LINK RESTRAINTS

Manufacturer Certified to SFI 16.1.

Lap x Individual Shoulders; L&L - SFI 16.1 *includes Bolt-In Ends and Three-Bar for Wrap	5 Point
Pull-Down Right Lap; Fixed Left Lap (adjuster only on right side)	51116661
Pull-Up Right Lap; Fixed Left Lap (adjuster only on right side)	(D) 52116661
Pull-Down Both Laps (adjuster on right and left side)	53116661
Pull-Up Both Laps (adjuster on right and left side)	54116661



(D) 52116661 Shown



(A) 51111111 Shown



(B) 59111111 Shown



(D) 53111231 Shown



(E) 51811111 Shown

RACER SERIES LATCH & LINK RESTRAINTS

Manufacturer Certified to the SFI 16.1 & 16.5 Specification

SFI COMPLIANT
SPEC 16.1

SFI COMPLIANT
SPEC 16.5

3-INCH x 3-INCH LATCH & LINK RESTRAINTS

Manufacturer Certified to SFI 16.1.

3-inch Lap x 3-inch Indiv. Shoulders; Latch & Link - SFI 16.1 *includes Bolt-In Ends and Three-Bar for Wrap	5 Point	6 Point
Pull-Down Right Lap; Fixed Left Lap (adjuster only on right side)	(A) 51111111	51121111
Pull-Up Right Lap; Fixed Left Lap (adjuster only on right side)	52111111	52121111
Pull-Down Both Laps (adjuster on right and left side)	53111111	53121111
Pull-Up Both Laps (adjuster on right and left side)	54111111	54121111

2-INCH x 2-INCH INTEGRATED LATCH & LINK RESTRAINTS

Manufacturer Certified to SFI 16.1.

2-inch Integrated Lap x 3-inch Indiv. Shoulders; L&L - SFI 16.1 *includes Bolt-In Ends and Three-Bar for Wrap	5 Point	6 Point
Pull-Down Both Laps (adjuster on right and left side)	(C) 59112222	59122222

Manufacturer Certified to SFI 16.5.

2-inch Integrated Lap x 3-inch Indiv. Shoulders; L&L - SFI 16.5 *includes Bolt-In Ends and Three-Bar for Wrap	5 Point	6 Point
Pull-Down Both Laps (adjuster on right and left side)	59112226	59122226

3-INCH x 3-INCH INTEGRATED LATCH & LINK RESTRAINTS

Manufacturer Certified to SFI 16.1.

3-inch Integrated Lap x 3-inch Indiv. Shoulders; L&L - SFI 16.1 *includes Bolt-In Ends and Three-Bar for Wrap	5 Point	6 Point
Pull-Down Both Laps (adjuster on right and left side)	(B) 59111111	59121111
3-inch Integrated Lap x 3-inch V-Style Shoulders; L&L - SFI 16.1 *includes Bolt-In Ends and Three-Bar for Wrap	5 Point	6 Point
Pull-Down Both Laps (adjuster on right and left side)	59811111	59821111

3-INCH x 3 into 2-INCH TRANSITION LATCH & LINK RESTRAINTS

Manufacturer Certified to SFI 16.1.

3-inch Lap x 3-inch to 2-inch Transition Indiv. Shoulders; L&L - SFI 16.1 *includes Bolt-In Ends and Three-Bar for Wrap	5 Point	6 Point
Pull-Down Right Lap; Fixed Left Lap (adjuster only on right side)	51111231	51121231
Pull-Up Right Lap; Fixed Left Lap (adjuster only on right side)	52111231	52121231
Pull-Down Both Laps (adjuster on right and left side)	(D) 53111231	53121231
Pull-Up Both Laps (adjuster on right and left side)	54111231	54121231

3-INCH x 3-INCH V-SHOULDER LATCH & LINK RESTRAINTS

Manufacturer Certified to SFI 16.1.

3-inch Lap x 3-inch V-Shoulders; L&L - SFI 16.1 *includes Bolt-In Ends and Three-Bar for Wrap	5 Point	6 Point
Pull-Down Right Lap; Fixed Left Lap (adjuster only on right side)	(E) 51811111	51821111
Pull-Up Right Lap; Fixed Left Lap (adjuster only on right side)	52811111	52821111
Pull-Down Both Laps (adjuster on right and left side)	53811111	53821111
Pull-Up Both Laps (adjuster on right and left side)	54811111	54821111

HARNESS PADS

Impact's 3-inch harness pads are manufactured from a Nomex covered foam and are easily added or removed with the hook-and-loop closure.

50000001

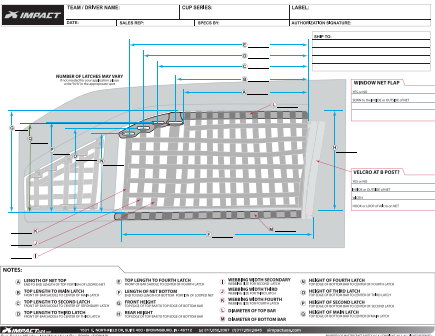


ARM RESTRAINTS


Impact arm restraints feature webbed leashes, padded arm bands and dual adjustment for a customized driver fit for both the arm circumference and leash length. Manufacturer's certified to the SFI 3.3 Spec.

75000910

SFI COMPLIANT
SPEC 3.3



* Detailed Window Net Order Form Available in the Downloads Area of our Website



MASTERCRAFT DRIVER'S NET

The MCS Driver's net is designed for use in off-road chassis' and is a mandated safety item in several classes in the Lucas Oil Off Road Racing Series. The MCS driver's net is constructed from three individual straps of 1-inch webbing for maximum coverage and improved lateral support. Available as a left and right side installation, each driver's net is adjustable for the ideal fit to your chassis. Features three bar for chassis tube attachment, ratchet strap for adjustability, and quick release connector closure. Manufacturer's certified to the SFI 37.1 Spec.

SFI COMPLIANT SPEC 37.1	Type	
Driver's Net (designated by SFI tag placement) - Left 24"X13" Net size; adjustable range 36" to 85"	652001	
Driver's Net (designated by SFI tag placement) - Right 22" x 8" Net size; adjustable range 24" to 75"	652002	

MASTERCRAFT TIE-DOWNS

1" x 6' (or 15') STRAP w/Vinyl Coated S-Hooks

1" x 6' nylon strap with cam buckles and large vinyl coated S-hooks. Rated at 1200 pounds maximum load.

RED - 6' LENGTH	400001
RED - 15' LENGTH	400003

1" x 6' RATCHET STRAP

1" x 6' nylon strap with wide handle ratchet (for folks with big hands) with either large vinyl coated S-hooks OR Snap Hooks. Rated at 2800 pounds maximum load.

RED w/ VINYL COATED S-HOOKS	400004
RED w/ SNAP HOOKS	400006


2" x 8' RATCHET STRAP w/Twisted Snap Hooks & Axle Loop

2" x 8' heavy-duty strap features wide handle ratchet, Snap hook at one end and Axle loop with protective sleeve at the other. 12" of adjustment. Rated at 10,000 pounds maximum load.

RED	400015
-----	--------

CUSTOM WINDOW NETS

Manufacturer's certified to the SFI 27.1 Specification. Available in our standard 1-inch ribbon style or in our exclusive mesh with 1-inch polyester binding, Impact can custom hand-craft window nets from a supplied pattern and to your exacting standards. Simply send us your pattern cut from cardboard or heavy paper (we can also accept most CAD files as well) and note the top, bottom, front and rear of the chassis in addition to the method of attachment. For more detailed instructions please contact an Impact Sales Representative! Prices range between \$126 - \$300 per set plus \$45.00 to transfer dimensions to a pattern if suitable templates are not provided.



Methods of Custom Window Net Attachment

- A) Snaps
- B) Screws
- C) Velcro
- D) Grommets
- E) Bar flaps

SPRINT CAR CAGE NETS

Impact's triangle cage net is designed for use in Sprint and Midget Car cages and constructed from 1-inch webbing. Includes a three-bar adjuster for chassis tube attachment and latch and link closure. Manufacturer's certified to the SFI 37.1 Spec. 76000610

SFI COMPLIANT
SPEC 37.1



DRAG LINK STRAP

For use in open-wheel racing as an added safety feature to keep the car's drag link tethered to the frame during a crash. 50000071

1" x 15' RATCHET STRAP

1" x 15' nylon strap with wide handle ratchet (for folks with big hands) with either large vinyl coated S-hooks OR Snap Hooks. Rated at 2800 pounds maximum load.

RED w/ VINYL COATED S-HOOKS	400007
RED w/ SNAP HOOKS	400008



2" x 7' RATCHET STRAP w/Chain Extension or Twisted Snap Hooks

2" x 7' heavy-duty strap features wide handle ratchet and Anchor hooks on chains OR large twisted snap hooks. Rated at 10,000 pounds maximum load.



RED w/ CHAIN EXTENSION	400011
RED w/ TWISTED SNAP HOOKS	400013
RED w/ TWISTED SNAP HOOKS	400013





NYLON NITRO CHUTE

Impact's crossform Nylon Nitro chute is designed with the 200+mph cars in mind. Made to deploy quickly and evenly for a controlled deceleration, our nylon drag chutes are offered in two sizes; 10-foot 4-Line and 12-foot 8-Line configurations, dependent upon the weight and speed of your car. The science of drag chute design considers flight stability, deployment force, flow-through, attachment points and ease of packing. Impact considers all of these factors when manufacturing our chutes, providing you with a reliable and durable product you can be confident in using. Includes: Outer Bag, Lanyard, and Pilot Chute. Colors: Black/Red/Blue

TYPE/SIZE	
10-FOOT, 4-LINE CHUTE, BLUE	77010006
10-FOOT, 4-LINE CHUTE, RED	77010007
10-FOOT, 4-LINE CHUTE, BLACK	77010010
12-FOOT, 8-LINE CHUTE, BLUE	77013006
12-FOOT, 8-LINE CHUTE, RED	77013007
12-FOOT, 8-LINE CHUTE, BLACK	77013010

PRO STOCK CHUTE

Our Nylon Pro-Stock drag chute features a lightweight crossform, 4-point design and is typically used in the 150-200mph cars. Hand-crafted in the heart of Indy's Gasoline Alley, Impact's Pro-Stock drag chute offers reliable performance and stopping power and includes: Outer bag (features a hole for an Air Launcher), Inner bag (for use with Pilot Chute), Lanyard, and Pilot Chute; Can be used with either an Air Launcher or Pilot Chute. Colors: Black/Red/Blue

COLOR	
8-FOOT, PRO STOCK CHUTE, BLUE	77008006
8-FOOT, PRO STOCK CHUTE, RED	77008007
8-FOOT, PRO STOCK CHUTE, BLACK	77008010

PRO STOCK AIR LAUNCHER

Impact's exclusive Pro-Stock Air Launcher is designed with a flat launch plate to allow unhindered deployment of chute lines. 77300908

PILOT CHUTE

The life of a spring is directly related to the design and materials used and that is why Impact has chosen Hypercoil as our exclusive supplier of our Pilot Chute springs. Manufactured from the highest quality, high-tensile steel available, the Hypercoil spring has a proven racing heritage and each coil is designed to be as light as possible while at the same time able to endure the stresses of extreme conditions providing you with reliable deployment performance all season long.

TYPE	
STANDARD PILOT CHUTE	77100908



DRAG CHUTE ACCESSORIES

TYPE	
6-INCH CHUTE BAG, SILVER (FOR ALL 10 & 12-FOOT NYLON CHUTES)	77200108
6-INCH CHUTE BAG, BLACK (FOR ALL 10 & 12-FOOT NYLON CHUTES)	77200110
7-INCH CHUTE BAG, SILVER	77200908
7-INCH CHUTE BAG, BLACK	77200910
PRO STOCK OUTER BAG (HAS HOLE FOR AIR LAUNCHER)	77200210
PRO STOCK INNER BAG (FOR USE WITH AIR LAUNCHER)	77200310
PILOT LANYARD	77400000
CHUTE PACKING STRING, 16-INCH	77200311

VECTRAN NITRO CHUTE

Impact's Vectran Drag Chute features an 8-line crossform design and was specifically developed for use on 200mph+ cars. Our 12-foot all Vectran panel construction offers an improved abrasion and impact resistance over a comparable nylon and Kevlar chutes. Impact's Vectran Drag Chute also features longer shroud lines for a low and straight deployment with a softer deceleration at launch. Includes: Outer Black Nomex Pack, Lanyard, and our Compression Spring Launch Pilot Chute. Colors: Gray 77201200



Black Nomex® Pack



Silver Pack



Air Launcher



Pilot Chute





DIRTGEAR BAG SINGLE HELMET

The Canvas DirtGear Bag features a helmet storage pocket and 5 outer pouches that vary in size. The bag also features durable handles and a detachable shoulder strap. 13”H x 32”W x 13”D.
Colors: Black
640150

PADDED HELMET BAG

Your helmet protects you. Make sure it's protected when not in use! A double-lined tear resistant nylon outer-shell and soft faux shearling liner keeps your gear safe while two easy-to-carry handles make transporting your helmet to and from the track a breeze. The Impact helmet bag offers a full-length zipper and extra space for easy helmet stowage and integrated pockets provide storage for miscellaneous accessories.
Colors: Black
71000915



SUIT TOTE

The Impact Suit Tote is an essential item for keeping your suit clean and protected when not in use. Manufactured from a heavy-duty, reinforced nylon and featuring a webbed handle, the Impact Suit Tote also offers a large main compartment for quick and easy storage of your suit along with a separate side compartment for storage of gloves or other racing necessities.
Colors: Black Only
72100010

CROSSROADS ROLLER BAG

The New Impact Crossroads Roller Bag was specifically designed for hauling racing gear. With specific compartments tailored for each of your race gear items, the Impact Roller Bag is perfect for the professional or weekend racer. This stylish bag features a 600D polyester construction with synthetic leather piping and a wear-resistant, reinforced base with low friction rollers. The fully padded interior features 3 large compartments with removable partitions for increased storage flexibility. The top of the case opens to reveal a separate zippered compartment that can be used to store your driving suit, or street clothes while you are on-track. A separate exterior zipper compartment is included for storage of your personal items. The padded fabric handles make for easy lifting, and the telescoping handle tucks neatly into the bag when stored for travel. 16T x 15W x 33L.

COLOR	WHITE	RED
	62100011	62100012

CLAMSHELL HELMET BAG

The super-soft interior padding featured on our exclusive MCS Clam Shell bag protects your valuable helmet from scratches and dings when not in use. Manufactured from a durable, water resistant Cordura® outer shell with full zipper closure and molded rubber handle, the MCS Clam Shell bag makes protecting and transporting your helmet quick and easy.
Colors: Black
640148



GEAR BAG

The Impact Gear Bag is constructed from a heavy-duty reinforced nylon with webbed handle and removable padded shoulder strap that features three separate compartments to hold your helmet, suit, frontal head restraint, gloves, shoes and accessories. The main compartment has a heavy-duty zipper and reinforced base to maintain the shape of the bag during loading and carrying while the two 3/4-zip side pockets provide additional storage for miscellaneous items. This durable bag can handle everyday wear and tear and easily doubles as travel luggage offering excellent storage capacity for weekend trips or transporting all your gear to the race track.
Size: 12” x 12” x 11”
Colors: Black Only
72000010



CANVAS TOOL BAG

The MCS Canvas Tool Bag is made from a heavy-duty cotton-duck canvas material and is equipped with two convenient carrying handles and a bag strap for mounting to a door bar or chassis of an off-road truck if desired. Great for storing tools, jumper cables, tow-ropes, and wrench roll-ups, this durable tool bag features a reinforced construction ensuring years of use. Size: 17-inch x 8-inch x 6-inch with 1 Bag Strap for Mounting
Colors: Black Only
640142



IMPACT GUN HOLSTER

Choose from two sizes to accommodate a 12 volt to 36 volt Impact Gun. Super-rugged vinylized material keeps impact gun from moving about, and buckle closure secures gun. Other pockets hold lug nuts, socket and spare battery. Attaches with hook and loop panel and straps.
Colors: Black Only
Small - Typically carries guns up to 18 volts (Small L-Shape bag measures 16” x 12”)
Large - Typically carries guns up to 36 volts (Large L-Shape bag measures 20” x 16”)

TYPE/SIZE	
SMALL, 18 VOLT IMPACT GUN HOLSTER	640130
SMALL, 24-48 VOLT IMPACT GUN HOLSTER	640131



MECHANIC'S APRON

Featuring two upper pockets for stashing pens, notes, tools and other necessities, the MCS Mechanic's Apron is manufactured from reinforced cotton-duck canvas for durability and longevity; even in the greasiest environments.
Colors: Black Only
640143



WALKER BAG

This handy bag was created especially for Walker Evans. Our 10” x 20” bag with zipper closure is made of tough, waterproof and tear-resistant material, padded for durability with two carry handles.
Colors: Black / Red

COLOR	BLACK	RED
	640128	640126



TOOL TOTES

Available in three standard sizes, these water repellant totes feature interior padding on the bottom to protect your tools. The diagonal zipper allows the bag to open wide, providing easy access inside - even with gloves on. To hold the bag in place, we have included bag straps that screw or pop-rivet to the floor and wrap around the bag with buckle closure for keeping your tools safely and securely stowed during transport or during the most spirited off-road adventures.
Colors: Black / Red
Small - 12” x 6” x 2.5” with One Bag Strap
Regular - 17” x 6” x 2.5” with One Bag Strap
Large - 17” x 8” x 3.5” with Two Bag Straps

TYPE/SIZE	
TOOL TOTE - SMALL, RED	640101
TOOL TOTE - SMALL, BLACK	640103
TOOL TOTE - REGULAR, RED	640105
TOOL TOTE - REGULAR, BLACK	640107
TOOL TOTE - LARGE, RED	640109
TOOL TOTE - LARGE, BLACK	640111



Small Pocket Roll-Up



4-Pocket Roll-Up

WRENCH ROLL-UPS

Constructed from rugged 100% cotton-duck canvas, these organizers fit open end/box wrenches and close with a hook and loop strap.
Colors: Black / Red

TYPE/SIZE	
SMALL POCKET ROLL-UP, 27w X 26h, 16 SLOTS, RED	640174
SMALL POCKET ROLL-UP, 27w X 26h, 16 SLOTS, BLACK	640139
2 POCKET ROLL-UP, 28.75w X 19h, 8 SLOTS, RED	640176
2 POCKET ROLL-UP, 28.75w X 19h, 8 SLOTS, BLACK	640140
4 POCKET ROLL-UP, 28.75w X 19h, 4 SLOTS, RED	640178
4 POCKET ROLL-UP, 28.75w X 19h, 4 SLOTS, BLACK	640141

TRACK X SHOE

CASUAL SHOE

Impact brings back the casual shoe with its new Track X pit shoe. Offering the perfect blend of Italian styling and comfort, the Impact Track X is the perfect trackside or daily casual wear shoe. The combination of lightweight leather and breathable fabrics with a 100% recyclable TPR sole, provide luxurious comfort. The aggressive dual density tread design provides maximum grip on a variety of surfaces, from the deserts of Baja California, to the streets of the Long Beach Grand Prix.

SIZE	
4.5	44204510
5	44205010
6	44206010
7	44207010
8	44208010
8.5	44208510
9	44209010
10	44210010
10.5	44210510
11	44211010
11.5	44211510



UMBRELLA

Go Big or Go Home! Don't let a sudden trackside downpour put a damper on your day with Impact's Big 6-0! Umbrella. Featuring a massive 60" Nylon canopy to keep you dry in the wettest conditions, the Big 6-0 also features a composite plastic and fiberglass frame for reduced weight and strength. The umbrella also looks great with its black canopy, embellished with the XImpact logo's, and simulated Carbon Fiber shaft.

86000011



NEW ERA BALL CAP

Impact's X-Impact Baseball Cap utilizes New Era's famed 9Forty Style Cap and features a raised embroidered X-Impact Logo on the front, with the Impact "X" logo on the back. Hook and loop fastener for one size fits most sizing. Colors: Black Only

88300011



TRUCKER X CAP

Impacts Trucker X Cap features a 6-panel, open mesh back construction, with a snap closure and curved bill. Colors: White with Black Trucker Part.

88300016



MULTI-X BALL CAP

Impacts Multi-X Ball cap features a traditional 6-panel construction with a curved bill, and a snap-back closure for easy adjustment. Colors: Black Only.

88300015

IMPACT FUEL SOCKS

Featuring a blend of 80% Acrylic, 12% Nylon, 5% Spandex and 3% Elastic, the Impact casual crew sock by Fuel® is one of the most comfortable socks you will own. The moisture wicking fabric manufactured with proprietary odor blocking fibers, and quick dry acrylic reduce unwanted odors typically associated with ordinary socks. Machine Washable, Hang to Dry. One size fits most.

88300014



HORIZONS SHIRT

Impact's Hprozons tee-shirts are printed on Haynes 50/50 poly-cotton blend tees. Available in sizes Small to XXL. Colors: Black or Gray

SIZE	BLACK	GRAY
SMALL	80013310	80014310
MEDIUM	80013410	80014410
LARGE	80013510	80014510
XL	80013610	80014610
2XL	80013710	80014710

SEGMENTS SHIRT

Impact's Segment tee-shirts are printed on Haynes 50/50 poly-cotton blend tees. Available in sizes Small to XXL.

Colors: Black Only

SIZE	BLACK
SMALL	80011310
MEDIUM	80011410
LARGE	80011510
XL	80011610
2XL	80011710



OUTLINES SHIRT

Impact's Outline tee-shirts are printed on Haynes 50/50 poly-cotton blend tees. Available in sizes Small to XXL. Colors: Black Only

SIZE	BLACK
SMALL	80002310
MEDIUM	80002410
LARGE	80002510
XL	80002610
2XL	80002710





COMPANY INFORMATION

Impact Racing offers a full complement of industry leading safety equipment, from USA manufactured helmets to fire-resistant driving suits, gloves and shoes. Covering all facets of motor sports, Impact has a reputation for continuous improvement providing the most advanced safety equipment in the industry. Racing is our passion at Impact, and we strive to provide products that are comfortable, lightweight, and packed with features no matter what your budget. Strategically located in Indianapolis, just ten minutes from Indianapolis Motor Speedway in the heart of gasoline alley, Impact is a true MADE IN USA manufacturer.

Manufacturing Headquarters and Customer Sales & Service: Indianapolis, Indiana

Impact's manufacturing and customer sales and service headquarters is conveniently located just 10 minutes away from both the historic Indianapolis Motor Speedway and Lucas Oil Raceway. Whether you are looking to get fitted for a custom suit or drop off your restraints for re-web, Impact's factory sales and service representatives are here to serve you Monday - Friday 8am to 4:30pm Eastern Time. Simply stop by during normal business hours and Impact's qualified staff can assist you with all your safety needs.

Impact Headquarters
7991 West 21st Street
Indianapolis, IN 46214
317.852.3067
sales@ximpactusa.com

Factory Authorized Customer Sales Service Center Santee, CA – Inside Jimco Racing

Located in Santee, CA, the heart of Desert Off-Road Racing, Impact's full line of safety products can be viewed in the Jimco Racing showroom. There, you will find Jimco's Impact-factory trained representatives which can provide a wide variety of services such as: measuring for a custom suit, proper fitting of Helmets, Shoes and gloves. The location also facilitates as a drop off and pick up point for factory service and repairs. Available 8am to 5pm Monday through Friday, Pacific Time.

Jimco Racing
9335 Stevens Road
Santee, CA 92071
619-596-3360
jimco@jimcorace.com

While extreme care has been taken to ensure that the information contained in this publication is correct, no responsibility can be accepted for any inaccuracies. Impact reserves the right to alter or modify the information contained herein at any time in the light of product updates, technical, or other developments.

A sincere thank you to all teams, drivers and photographers for sending in photos for this year's catalog, we wish we could fit each and every one of you in here.

Restraint Re-Web Program:

Impact's quality hardware and on-site manufacturing allows us to re-web your SFI 16.1 or SFI 16.5 rated Impact Restraint Systems at a substantial savings over buying new. Impact's re-web service includes inspection of hardware, webbing replacement, and a new SFI certification label if the returned belts meet the required inspection requirements. This service is only available for Impact restraint systems. Reweb prices: \$59.95 for Latch & Link and \$89.95 for Camlock. *SFI Foundation will not allow 16.1 certification or recertification of Y-Type Shoulders or restraints with Sternum Straps. Call your Impact sales representative for more information.

Per the SFI Foundation's 3.2A specification program:

Each 3.2A/10 or higher level "manufacturer certified" driver suit shall be inspected every five years by the "certifying manufacturer" for recertification. After inspection, when the suit is determined to be acceptable for continued service, a new conformance label marked with the year of inspection shall be used.'



Motorsports are an inherently dangerous activity! Death, paralysis, or other personal injury may result while you are engaged in motorsports. No product can completely protect against all possible risks and the wearer assumes all risk for potential injury and death while participating in motorsports and racing activities. No warranty or representation is made to the product's ability to protect the user from injury or death. As the user, you are responsible for your own actions and decisions. It is the user's responsibility to become familiar with all available information concerning the correct use and limitations of all products prior to participating in motorsports activities.

About Impact's "Manufacturer's Re-Certification Program" for SFI rated 3.2A/15 or 3.2A/20 suits:

The recertification process is an elective procedure and is not guaranteed. Unlike Impact Racing, some manufacturers do not offer the service. It is important to note, there is no obligation by the manufacturer to offer the service. 5 years is considered by most manufacturers as more than fair and equitable use for any piece of safety equipment. Since the recertification process can allow up to 10 years of use, there is exceptional value in your Impact Racing SFI 15/20 suit.

Products covered: Driving suits manufactured by Impact with an SFI rating of 3.2 A/15 or 3.2 A/20, manufactured on or after January 1st, 2012, that have not already been recertified.

Suits will be inspected for eligibility of SFI recertification. Upon inspection if the suit is found to be eligible for SFI certification, it will be recertified and dated. If the suit is inspected and is not eligible for recertification, the suit will be rejected and the customer will be contacted with a full explanation of why the suit is not eligible for recertification.

Some possible, but not limited to, reasons a suit may not be eligible for recertification...

- Tears and/or separated seams.
- Contamination by flammable, unknown or any substance that may inhibit the suits ability to provide adequate protection.
- Improperly working closures, such as zippers or worn hook and loop fasteners.

• Knitted cuffs that are stretched excessively as to compromise a tight fitting seal and allow an entry point for heat, flame or flammable materials.

• Burn marks - Any suit found to have evidence of being involved in a fire will automatically be rejected and will not be eligible for recertification.

• Unauthorized modifications – Any suit that is found to have modifications not performed by Impact will be automatically rejected and not eligible for recertification.

• Too Old. Suits manufactured prior to January 1st, 2012 are not eligible for recertification. Nomex has a working life and degrades in performance over time. 10 years is the maximum safe working life for Nomex suits. Off the shelf suits that are too old can be identified by a lightning bolt, or MasterCraft Safety Button logo being embroidered onto the suit. These suits also typically have white piping on the suit. Custom suits may or may not have the lightning bolts and/or white piping. However, a lack of the lightning bolt logo and white piping is not a guarantee that the suit is not 10 years old.

• Any suit that has already been recertified. Suits that have already been recertified, are not eligible for recertification as they are too old (see above).

In some instances, a repair may be available that will allow the suit to be recertified. If a repair is available to bring the suit up to specification, a quote will be given to the customer, and written customer approval will need to be received prior to any repair work being performed.

Cost of Inspection: \$75.00, and includes full inspection of the suit, minor repairs (stitching-only, repairs of less than 1", limited to 2 repairs per suit) and a new SFI tag with current date when applicable.

Suits must be sent in clean condition. Suits that are soiled/excessively-dirty will be assessed a \$50 laundry charge or returned at the customer's option.

Product Warranty:

Impact warrants that all products are free of defects in materials and workmanship for a period of one year (365 days) from date of purchase when used in accordance with instructions and with the best practices of safety in mind. Impact's product warrant does not cover consequential damages or intentional misuse and abuse, negligence, or normal wear and tear of safety items. Impact will repair or replace the warranty item at our sole discretion. Shipping to and from Impact's facility for inspection, repair or replacement is the responsibility of the claimant. Impact does not accept any responsibility for any misuse of the product and cannot be held liable for indirect or consequential damages.

Product Servicing and Returns:

To return a product in need of service or inspection, or to return a product for a refund or exchange (please return new products in original condition and packaging with invoice), please call (317) 852-3067 to obtain a Return Authorization Number. No returns accepted after 30 days.

Please indicate the Return Authorization number on the outside of your package and ship to:

Impact Authorized Return
(Authorized Return number)
7991 West 21st Street
Indianapolis, IN 46214

All pricing is subject to change without notice.

IMPACTUSA.com

317.852.3067 - available Monday - Friday 8am - 4:30pm Eastern Time



You can always share your race stories and photos
on our Facebook pages at:



facebook.com/impactsafety

Or follow us on Twitter:



[@ImpactbyMCS](https://twitter.com/ImpactbyMCS)

Or see us on Instagram:



[ImpactbyMCS](https://www.instagram.com/ImpactbyMCS)

Race videos and videos at:



youtube.com/user/ImpactbyMastercraft